


Government of The Virgin Islands



AUDIT OFFICE



REPORT OF THE AUDITOR GENERAL For the Year Ended 31st December 2008

"TOWARDS GREATER ACCOUNTABILITY"

GOVERNMENT OF THE VIRGIN ISLANDS



AUDIT
OFFICE

REPORT OF THE AUDITOR GENERAL

For The Year Ended 31 December 2008

"TOWARDS GREATER ACCOUNTABILITY"

TABLE OF CONTENTS	
Letter to Honourable Minister of Finance	iii
Audit Certificate	iv
Audit Mandate	1
Submission and Transmission of Accounts	2
Financial Instructions	2
Significant Accounting Policies	2
Currency	2
Statement of Assets and Liabilities	2-3
Consolidated Fund	4-5
Recurrent Revenue	6-10
Recurrent Expenditure	10-14
Development Fund	14-19
Government Contracts	20-21
Development Aid	21
Loan Fund	21
Cash and Investments	22
Operating Accounts	22
Certificates of Deposits	22
Joint Consolidated Fund	22
Advances	23-24
Current Accounts	24
Postmaster Deposits	24
Miscellaneous Deposits	25
Contingencies Fund	25-26
Transportation Network Improvement Fund	26
Emergency Disaster Fund	26
Car Loan Revolving Fund	26
Pension Fund	27
Debt Service Fund	27
Loan Revolving Fund	27

Repairs and Renewal Fund	27
Reserve Fund	27-28
Suspense Account	28
Public Debt	28
Statutory Authorities and Trusts	28-29
Contingent Liabilities	29
Public Accounts Committee	29-30
Acknowledgements	30
Appendices	31-55
Attachments	56-57

APPENDICES AND ATTACHMENTS

Appendix	A	Summary of Recurrent Expenditure	31-32
Appendix	B	Actual Expenditure Comparison	33-34
Appendix	C	Supplementary Appropriation Summary	35-36
Appendix	D	Development Fund Expenditure	37-39
Appendix	E	Schedule of Contingent Liabilities	40
Appendix	F	Government Contracts	41-55
Attachment	1	Statement of Assets and Liabilities	56
Attachment	2	Abstract Statement	57



**GOVERNMENT OF THE VIRGIN ISLANDS
OFFICE OF THE AUDITOR GENERAL**

**P.O. Box 174, Road Town, Tortola, Virgin Islands
Telephone: (284) 468-4144, Facsimile: (284) 468-4148**

Honourable Ralph T. O'Neal
Premier and Minister of Finance
Ministry of Finance
Road Town, Tortola
Virgin Islands

15 October 2010

Sir,

I forward herewith, my Report on the Accounts of the Government of the Virgin Islands for the year ended 31 December 2008, in accordance with the provisions of Section 109(3) of the Virgin Islands (Constitution) Order 2007.

Sincerely,

A handwritten signature in black ink, consisting of a large, stylized 'S' followed by 'M' and 'W' with a horizontal line extending to the right.

Sonia M. Webster
Auditor General


**GOVERNMENT OF THE VIRGIN ISLANDS
STATEMENT OF ASSETS AND LIABILITIES
AND ABSTRACT STATEMENT - 2008**

AUDIT CERTIFICATE

I have examined the Statement of Assets and Liabilities of the Government of the Virgin Islands as at 31 December 2008 and the Annual Abstract Statement for the year then ended, together with the relevant subsidiary Statements, in accordance with the provisions of Section 109(2) of the Virgin Islands (Constitution) Order 2007 and Section 11 of the Audit Act 2003.

My examination was conducted in accordance with generally accepted auditing standards, that relate to public accounts and included tests of the accounting records and such other auditing procedures as were considered necessary in the circumstances.

Except as otherwise stated in my Report on the audit of the Statements of Account for the year ended 31 December 2008, and subject to the comments, exceptions and reservations contained therein, in my opinion the Statements of Account present fairly the financial operations of the Government of the Virgin Islands for the year then ended.



Sonia M. Webster
Auditor General

15 October 2010

AUDIT MANDATE

1. The audit of the accounts of the Government of the Virgin Islands for the year ended 31 December 2008 was carried out in accordance with the provisions of Section 66 of the Virgin Islands (Constitution) Order 1976 and the Audit Act 2003, hereinafter referred to as the Act. The Act prescribes, inter alia, for the appointment, tenure of office, powers and duties of the Auditor General, for the submission of annual statements by the Accountant General, and for examination and audit of those statements.

2. The Statutory duties of the Auditor General, as contained in section 11, subsections (1) and section 14 of the Act, are as follows:

11. (1) The Auditor General, acting in accordance with section 109 of the Constitution, shall undertake an audit of the accounts of the House of Assembly and all Government departments and offices, including the Public Service Commission, for each financial year.

14. In performing his duties under this Act, the Auditor General shall, in particular, satisfy himself

- a. that funds have been used for purposes approved by law and for no other purposes;
- b. that each payment and receipt was made or received in accordance with the law;
- c. that adequate instructions have been given to ensure
 - (i) that money is collected, paid and accounted for in accordance with the law, and
 - (ii) that property is received, held, issued, sold, transferred, destroyed, and accounted for in accordance with the law,and that those instructions are being complied with; and
- d. that adequate records are being kept
 - (i) of the collection and payment of money; and
 - (ii) of the receipt, custody, issue, sale, transfer or destruction of property.

SUBMISSION AND TRANSMISSION OF ACCOUNTS

3. The complete accounts and related schedules for 2008 were received for audit on 11 May 2009. The final revised copies were received on 23 March 2010. They comprised of a Statement of Recurrent Expenditure, Statement of Development Expenditure, Statement of Recurrent Revenue, Statement of Development Revenue, Statement of Current Accounts, Statement of Advances, Statement of Public Debt, Statement of Funds, Statement of Deposits, Abstract Statement and Statement of Assets and Liabilities.

4. Section 11 of the Act prescribes, that the Auditor General shall cause the accounts to be examined and audited and shall, prepare and transmit to the Minister a report upon his examination and audit of all accounts relating to public moneys, stamps, securities, stores and other Government property, together with a copy of the Statement of Assets and Liabilities and the Annual Abstract Statement duly certified by him.

FINANCIAL INSTRUCTIONS

5. The necessary directions and instructions for the management of the financial and accounting activities of the government as stipulated in Section 14 (c) of the Act are provided by The Public Finance Management Regulations 2005 and any amendments thereto. It is supplemented by policy directives and circulars issued throughout the year by the Ministry of Finance.

SIGNIFICANT ACCOUNTING POLICIES

6. The accountings policies of the Government of the Virgin Islands are based on concepts embodied in the Audit Act 2003 and Public Finance Management Act 2004 and are applied on a basis consistent with government accounting procedures.

Cash Basis of Accounting

7. The financial statements and supporting schedules are prepared on the cash basis of accounting. Revenue is recorded when received in cash and expenses are recorded in the period payments are made.

Currency

8. Amounts in respect of currency in this Report are expressed in United States dollars, except where stated otherwise. Foreign currency amounts are valued at the year end exchange rates applied by the Government which are provided by the Ministry of Finance. Discrepancies of \$1 may appear in the Report because of the rounding of figures.

STATEMENT OF ASSETS AND LIABILITIES

Assets and Liabilities

9. Assets are made up of the Government's cash holdings and amounts receivable. Fixed assets owned by the Government such as land, roads, buildings, vehicles and equipment are not included in the Statement of Assets and Liabilities. Liabilities comprise Government's financial obligations to other governments and agencies.

10. The Statement submitted by the Accountant General is rearranged on page 3, in a straight-line configuration for comparative purposes. The public debt is not included in the Statement of Assets and Liabilities. Comments on the public debt are on page 29 of this report.

**GOVERNMENT OF THE VIRGIN ISLANDS
STATEMENT OF ASSETS AND LIABILITIES**

	2008	2007
	\$	\$
ASSETS		
Cash		
Cash at Bank	13,588,245	26,061,952
Certificates of Deposit and Savings	55,778,321	33,176,759
Total Cash	<u>69,366,566</u>	<u>59,238,711</u>
Advances and Current Accounts		
Advances Public Officers	1,583,420	1,614,699
Other Advances	13,890,818	4,919,271
Current Accounts	283,574	268,301
Total Advances and Current Accounts	<u>15,757,812</u>	<u>6,802,271</u>
Total Assets	<u>85,124,378</u>	<u>66,040,982</u>
LIABILITIES AND FUND BALANCES		
Deposits		
Postmaster Deposits	220,712	243,579
Other Deposits	29,087,641	4,643,001
Total Deposits	<u>29,308,353</u>	<u>4,886,580</u>
Other Funds		
Contingencies Fund	200,000	172,000
Development Fund	(37,265,266)	(37,336,617)
Transportation Improvement Network Fund	1,669,213	1,863,635
Emergency Disaster Fund	4,382,776	3,573,729
Car Loan Revolving Fund	640,171	611,287
Debt Service Fund	100,000	100,000
Loan Revolving Fund	100,000	100,000
Pension Fund	6,799,555	4,599,555
Reserve Fund	5,557,414	4,523,793
Repairs and Renewal Fund	600,000	400,000
Total Other Funds	<u>(17,216,138)</u>	<u>(21,392,618)</u>
Consolidated Fund	<u>73,032,163</u>	<u>82,547,020</u>
Total Liabilities and Fund Balances	<u>85,124,378</u>	<u>66,040,982</u>

CONSOLIDATED FUND

11. The Consolidated Fund supports the operating activity of the Government. Revenue received from various sources is paid into this fund and expenditure for recurrent activity drawn from there.

12. During the year the Consolidated Fund received revenue of \$278,580,199 and incurred expenditure of \$248,352,177. In addition, transfers totalling \$39,742,879 were made from the Consolidated Fund to other Government Funds. The net result at year's end was a deficit of (\$9,514,857). A summary of the Consolidated Fund's activity for 2008 is shown below.

	2008	2007
Recurrent Activity	\$	\$
Recurrent Revenue	278,580,199	275,672,169
Less: Recurrent Expenditure	<u>(248,352,177)</u>	<u>(243,261,534)</u>
Operating Surplus	30,228,022	32,410,635
Contributions to Other Funds		
Development Fund	(35,342,879)	(26,603,100)
Emergency/Disaster Fund	(1,000,000)	(1,000,000)
Pension Fund	(2,200,000)	(2,500,000)
Reserve Fund	(1,000,000)	(1,500,000)
Repairs and Renewals Fund	<u>(200,000)</u>	<u>(400,000)</u>
Total Fund Contributions	<u>(39,742,879)</u>	<u>(32,003,100)</u>
Consolidated Fund Surplus (Deficit)	<u>(9,514,857)</u>	<u>407,535</u>
Consolidated Fund Balance		
Balance at 1 January	82,547,020	82,139,484
Surplus (Deficit) for the year	<u>(9,514,857)</u>	<u>407,536</u>
Balance at 31 December	<u>73,032,163</u>	<u>82,547,020</u>

13. During 2008 the Consolidated Fund was unable to support all of its financing obligations approved through the House of Assembly. The authorised provision for transfer to the Development Fund was \$42,958,500. As noted above, only \$35,342,879 was actually transferred. This created a shortfall of \$2,674,979 in the Development Fund revenue. Similarly, the provision of \$500,000 authorised for transfer to the Contingencies Fund in 2008 was not executed.

14. Fluctuations of the Consolidated Fund balance over the past ten years are reflected below.

Year	Surplus/ (Deficit) \$	Consolidated Fund Balance \$
1999	14,890,631	79,895,940
2000	16,807,512	96,703,452
2001	3,643,609	100,347,061
2002	(44,047,421)	56,299,640
2003	14,178,365	70,478,005
2004	7,264,185	77,742,190
2005	8,423,937	86,166,127
2006	(4,026,643)	82,139,484
2007	407,535	82,547,020
2008	(9,514,857)	73,032,163

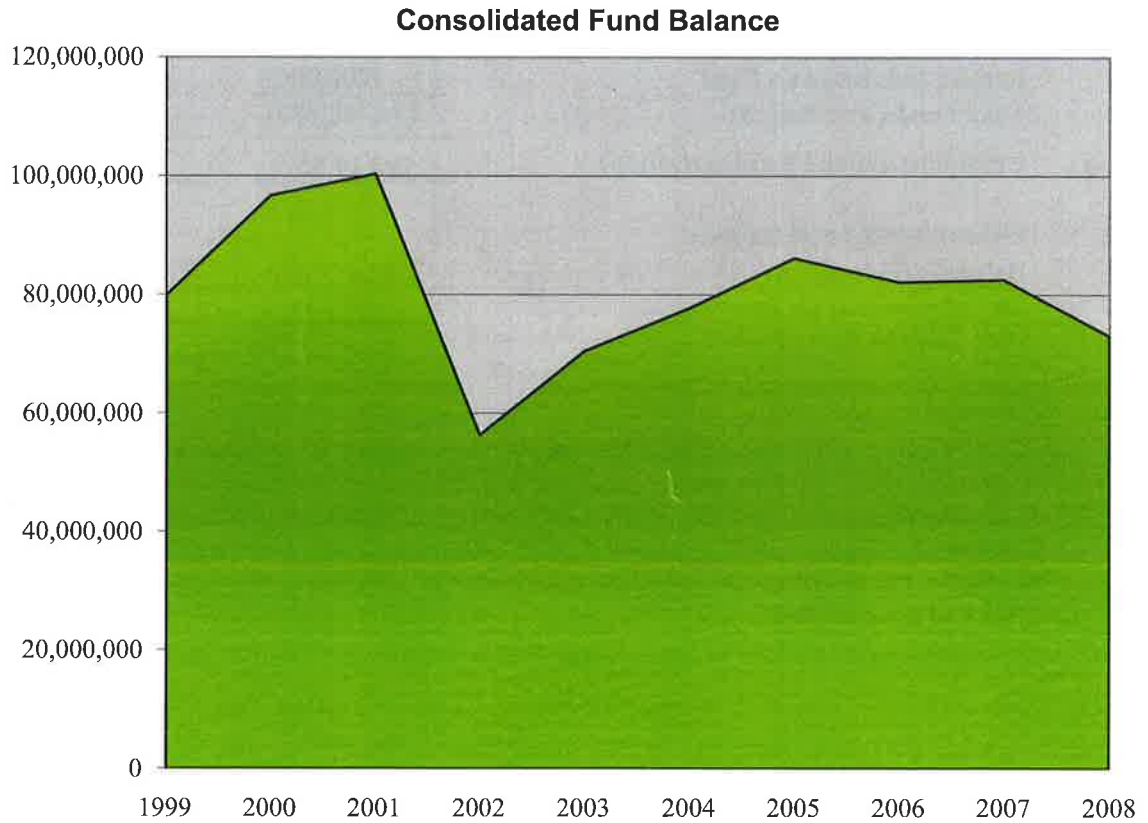


Diagram No. 1

RECURRENT REVENUE

15. The revenue records were examined to assess the completeness and accuracy of reported collections. All of the Government's major revenue collection offices and several of the smaller ones now use the electronic online receipting system that is linked to the Treasury Department. This system allows the Accountant General to keep abreast of the revenue collection and reporting activity throughout the service. As in previous years, the major complaint with respect to revenue collections had to do with posting delays and tardiness in reporting revenue.

16. In addition, despite the contractual arrangements in place to ensure that collections are regularly transported to the bank, cash security is still an ongoing issue. Lapses in this area have resulted in losses of Government revenue in 2008.

17. Recurrent revenue for 2008 was budgeted at \$284,605,000. Actual collections totalled \$278,580,199, which fell short of the budgeted amount by \$6,024,801 or 2.12%.

18. This shortfall of \$6,024,801 is a net amount comprising of variances as shown in the table that follows.

Revenue Head	Budgeted 2008 \$	Actual 2008 \$	Excess (Shortfall) \$	Actual 2007 \$
Import Duties	33,950,000	32,959,268	(990,732)	32,115,692
Taxes	48,895,000	43,713,430	(5,181,570)	41,302,359
Licences	10,102,000	9,690,615	(411,385)	9,481,203
Fines & Forfeitures	775,000	732,211	(42,789)	662,455
Fees	17,349,000	18,047,871	698,871	21,302,123
Sales	7,652,000	6,265,459	(1,386,541)	6,553,089
Rental	417,000	475,614	58,614	709,459
Royalties	1,625,000	72,121	(1,552,879)	893,277
Investment Income	240,000	699,381	459,381	383,637
Financial Services	163,000,000	164,896,132	1,896,132	159,587,993
Other Govt. Revenue	600,000	1,028,097	428,097	2,680,882
Total	<u>284,605,000</u>	<u>278,580,199</u>	<u>(6,024,801)</u>	<u>275,672,169</u>

19. The two diagrams show the apportionment of revenue collected in 2008 and 2007 by Financial Services, Inland Revenue, Customs and a combination of the remaining departments.

Revenue 2008

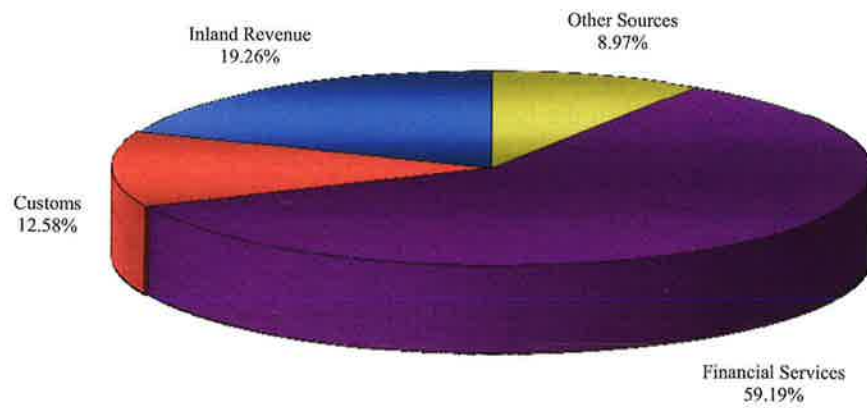


Diagram No.2

Revenue 2007

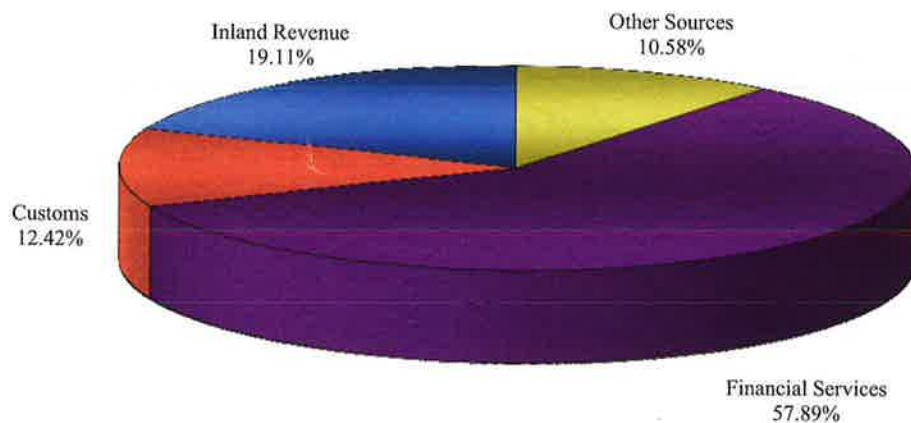


Diagram No. 3

20. A number of areas suffered under collection of revenue in 2008. Despite this, the total revenue collection in 2008 exceeded the collections of 2007 by \$2,908,030. This was however insufficient to satisfy the projected revenue for 2008.

21. The Financial Service Commission collects revenue on behalf of the Government which is paid into a joint trust account and transferred to the Government's Consolidated Fund quarterly. During 2008 an amount of \$164,896,132 was transferred into the Consolidated Fund from the said trust account. This represented 59.19% of the Government's overall intake.

22. Both Inland Revenue and Customs showed modest increases in their overall collections during 2008 but failed to reach their revenue targets set by the budget estimates.

23. The collection trends of the three major revenue sources (Financial Services, Inland Revenue and Customs) from 1999-2008 are illustrated in the chart below and in the table that follows.

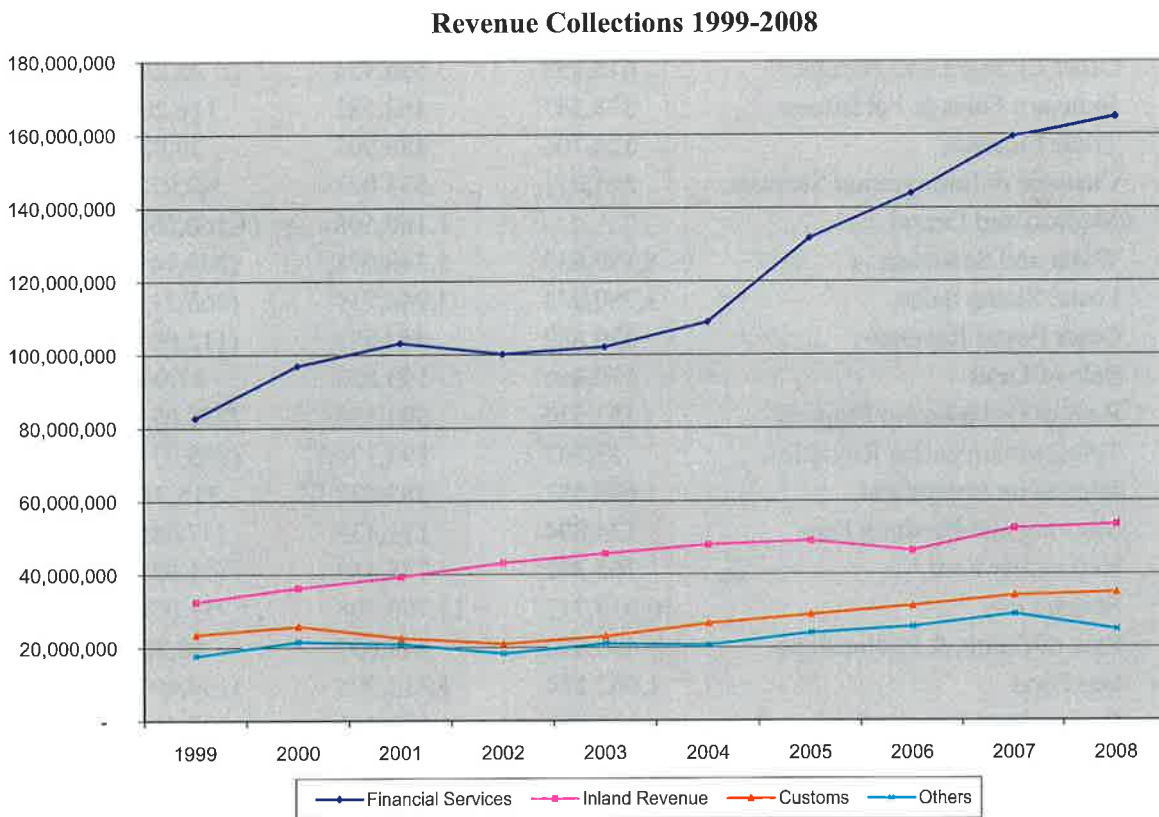


Diagram No. 4

24. The revenue comparison table below shows collections for 2008 and 2007 and the variance.

COMPARATIVE REVENUE SUMMARY

Sources of Revenue	2008	2007	\$	%
	Actual	Actual	Increase (Decrease)	Increase (Decrease)
Import Duty	32,959,268	32,115,692	843,576	2.63%
Property Taxes	2,408,372	2,141,762	266,610	12.45%
Corporate & Personal Income Taxes	1,314,689	2,211,576	(896,887)	(40.55%)
Payroll Taxes	35,489,268	32,106,500	3,382,768	10.54%
Passenger Taxes	-	320,036	(320,036)	(100.00%)
Hotel Accommodation Taxes	4,140,051	4,137,309	2,742	0.07%
Other Taxes	361,050	385,176	(24,126)	(6.26%)
Drivers and Vehicles Licenses	1,639,997	1,588,676	51,321	3.23%
Work Permits	5,066,320	4,800,420	265,900	5.54%
Cruising Permits	1,393,797	1,406,478	(12,681)	(0.90%)
Other Licenses and Permits	613,159	586,954	26,205	4.46%
Judiciary Fines & Forfeitures	578,387	462,182	116,205	25.14%
Trade Licenses	526,706	486,905	39,801	8.17%
Customs & Immigration Services	525,071	535,023	(9,952)	(1.86%)
Medical and Dental	-	1,160,508	(1,160,508)	(100.00%)
Water and Sewerage	5,199,933	5,548,078	(348,145)	(6.28%)
Postal Stamp Sales	3,780,045	3,946,759	(166,714)	(4.22%)
Other Postal Revenue	330,882	442,973	(112,091)	(25.30%)
Sale of Land	170,866	153,822	17,044	11.08%
Rent of Government Property	355,514	591,590	(236,076)	(39.91%)
Telecommunication Royalties	23,703	893,174	(869,471)	(97.35%)
Interest on Investment	699,381	383,637	315,744	82.30%
Mooring and Berthing Fees	134,094	171,139	(37,045)	(21.65%)
Nationality Fees	765,372	778,457	(13,085)	(1.68%)
Stamp Duty	10,038,712	11,789,768	(1,751,056)	(14.85%)
Sale of Forms & Publications	493,990	445,637	48,353	10.85%
Sea Food	1,062,284	1,212,775	(150,491)	(12.41%)
Produce and Livestock	125,832	161,243	(35,411)	(21.96%)
Shipping Registry Fees	450,736	611,770	(161,034)	(26.32%)
Statutory Corporation	-	2,036,302	(2,036,302)	(100.00%)
Financial Services Commission	164,896,132	159,587,993	5,308,139	3.33%
Miscellaneous Fees & Charges	3,036,588	2,471,855	564,733	22.85%
Total	278,580,199	275,672,169	2,908,030	

25. Collection of Passenger Taxes and Medical/Dental revenue were reduced to nil in 2008 because the relevant statutory authorities/boards (Port Authority and Health Services Authority) had assumed collection of these. In addition, there were no recorded collections under "Statutory Corporation" in 2008. The amount of \$2,036,302 shown in 2007 for this revenue head was collected as a result of an investigation carried out by the Financial Investigations Unit.

ARREARS OF REVENUE

26. Public Finance Management Regulations, 2005 No. 43 reads, in part, as follows:

- (1) An Accounting Officer who is responsible for the collection of revenue shall submit to the Accountant General
 - (a) an annual return of arrears of revenue; and
 - (b) a monthly report of arrears of revenue recovered.
- (2) A return and report shall
 - (a) be in the approved form
 - (b) reach the Accountant General not later than one month after the end of the relevant period; and
 - (c) be submitted whether or not any arrears have accrued or any recovery has been made, as the case may be.

27. This requirement is widely disregarded in the Public Service.

RECURRENT EXPENDITURE AND FUNDS CONTRIBUTIONS BUDGET

28. The 2008 budget provided \$247,037,100 for recurrent expenditure and \$37,567,900 for funds contributions. These provisions were increased by a supplementary appropriation warrant totalling \$27,778,700 which brought the total authorised amount to \$312,383,700 as shown below.

Expenditure Budgeted for the Consolidated Fund

Authority For Expenditure	Recurrent \$	Funds \$	Total \$
Appropriation Act 2008	247,037,100	37,567,900	284,605,000
Supplementary Appropriation No. 1/2008	17,488,100	10,290,600	27,778,700
Total provision for Recurrent Expenditure	<u>264,525,200</u>	<u>47,858,500</u>	<u>312,383,700</u>

* Amount varies slightly in the Treasury Statements of Accounts due to rounding discrepancies.

29. The provisions above do not include funding from other sources such as loans and grants. Of the \$47,858,500 slated for funds contributions, only \$39,742,879 was actually transferred. During the year there have been a number of discrepancies noted between the actual budget passed by the House of Assembly and the amounts posted to the Treasury records as available funding. These postings were made by the Ministry of Finance and no explanation was provided on why the approved amounts were not applied.

Reallocation (Virements)

30. Reallocation warrants allow departments and ministries to transfer funds from a subhead with savings to another which has insufficient funds in order to allow the latter to meet authorised expenditure. The rules and restrictions governing the application and approval of reallocation warrants are outlined each year in the annual Budget Estimates.

31. During the year under review two hundred and forty-three (243) reallocation warrants were approved for transfer of \$6,664,117. The Department which had reallocations in excess of \$100,000 are shown in the schedule that follows.

MINISTRY /DEPARTMENT/HEAD	\$
Recurrent Expenditure	
Deputy Governor's Office	103,500
Supreme Court	565,900
Police	318,150
Premier's Office	299,200
Ministry of Finance	145,900
Post Office	157,130
Conservation and Fisheries	143,475
Ministry of Education and Culture	394,252
Ministry of Communication and Works	510,333
Public Works	177,786
House of Assembly	154,000
Public Debt	1,885,310

32. Three heads showed transfers in excess of half a million dollars. These were the Supreme Court, the Ministry of Communications and Works and Public Debt.

33. Reallocations in the Ministry of Communications and Works totalled \$510,333. Much of this came from the subhead established for the Telecommunications Regulatory Commission (\$374,435.35) and was applied to supplement the Ministry's budgets for Overseas Travel \$122,000, Consultancy \$117,000 and Entertainment \$60,937.05 along with other operational subheads.

34. The Supreme Court reallocated a total of \$565,900, most of which, \$538,400, was transferred from the provision for the new Commercial Court and allocated to cover various operating expenses.

35. An amount of \$1,885,000 was reallocated from in the Public Debt. A substantial part of this \$1,259,000 went to support the payments on the New Peebles Hospital loan.

36. Section 24(2) of the Public Finance Management Act, 2004 requires the Minister to table reallocation warrants before the House of Assembly within six months after the end of the year to which they relate. There is no evidence that this was done in respect of the 2008 reallocations.

RECURRENT EXPENDITURE APPLICATION

37. During the year the Government spent a total of \$248,352,177 on operating expenses and contributed \$39,742,879 to other Government funds. The audit of recurrent expenditure was performed through examination of the Treasury's computerised accounting system, departmental expenditure records, payment vouchers, invoices, contracts and statements.

38. The chart below shows that 35.79% of the monies paid out from the Consolidated Fund was applied to personal emoluments and related staff costs. This amount includes the payment of pensions and gratuities. General Operating costs, which comprise expenditure for the day to day functioning of the government service such as public utilities, rent, stationery and other related expenditures accounted for 29.13%. Contributions to Statutory Boards totalled 18.65%. Costs incurred for Hospital and Community Health Services are included in the "Statutory Boards" allocation as part of the Government's contribution to the BVI Health Services Authority.

Recurrent Expenditure & Funds Contributions

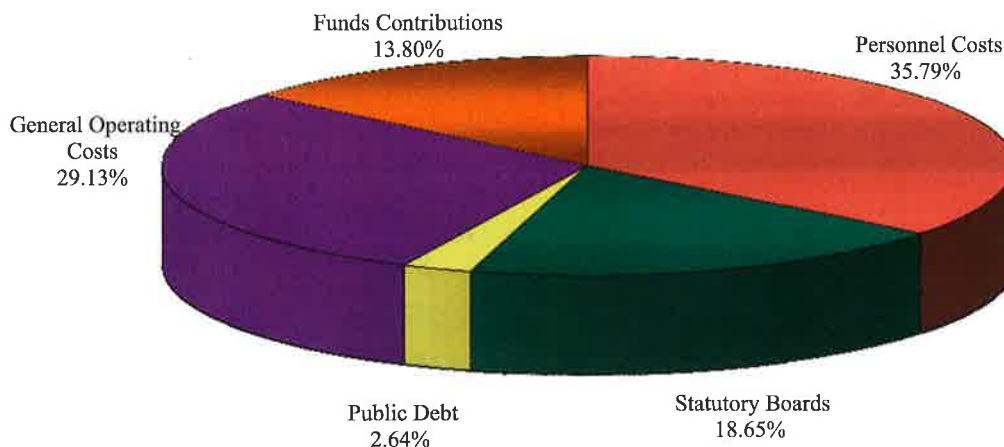


Diagram No. 5

39. Contributions to Statutory Boards included amounts as indicated in the schedule that follows. Each agency (with the exception of the Beautification Committee which is not a statutory entity) is required to produce financial statements for auditing which are tabled before the House of Assembly.

Contributions to Statutory Boards and Authorities

	2008	2007
	\$	\$
Tourist Board	10,240,000	14,065,010
HL Stouff Community College	11,900,000	12,115,384
HL Stouff Memorial Fund	50,000	50,000
Beautification Committee	18,775	12,387
Prospect Reef	-	250,000
National Parks Trust	450,000	450,000
BVI Airport Authority	4,000,000	3,998,505
Recreation Trust	983,509	505,000
Financial Investigation Agency	300,000	300,000
BVI Health Services Authority	25,779,969	22,570,753
	<u>53,722,253</u>	<u>54,317,039</u>

Excess Expenditure

40. In accordance with the provisions of Section 12(c) of the Public Finance Management Act, a supplementary estimate must be laid before the House of Assembly in respect of any excesses of the amounts appropriated for a particular purpose. Many of the departments incurred excess expenditure on individual subheads but stayed within their overall budgeted amount. The departments/heads listed below exceeded their approved allocation for 2008.

Department/Head	Approved Budget	Actual Expenditure	Excess Expenditure
	\$	\$	\$
Training Division	2,976,500	3,032,000	(55,500)
Police	14,189,900	14,550,056	(360,156)
Audit	1,001,300	1,046,375	(45,075)
BVI International Finance Center	3,223,800	3,361,586	(137,786)
Information & Public Relations	1,126,400	1,138,214	(11,814)
Customs	4,678,800	4,822,091	(143,291)
Treasury	1,687,800	2,407,844	(720,044)
Land Registry	314,400	323,982	(9,582)
Grant to Statutory Board (MH&SD)	24,800,000	25,779,969	(979,969)
Water & Sewerage	14,231,900	14,705,880	(473,980)
Grant to Statutory Board (ME&C)	983,100	983,509	(409)

41. Excess expenditure shown for the Grant to Statutory Board (Ministry of Health and Social Development) in the amount of \$979,969.00 relates primarily to salaries and staff costs for the Hospital and Community Health services.

Under Expenditure

42. A number of departments/ministries recorded significant under-expenditure in their budgets. These unused amounts are returned to the Consolidated Fund at year end and if the department wishes to pursue the project/expenditure, for which the funds were originally budgeted in a subsequent year the amounts will have to be re-budgeted.

43. A summary of recurrent expenditure by head is provided in Appendix A and a comparative schedule of expenditure for the years 2007 and 2008 in Appendix B. A summary of the supplementary appropriations are shown in Appendix C.

DEVELOPMENT FUND

44. All capital projects undertaken by the Government are funded through its Development Fund. The Development Fund is established in accordance with Section 7 of the Public Finance Management Act 2004 for the purpose of providing the necessary capital for the economic and social development of the Territory. The Fund consists of:

- (a) money appropriated to the Fund by a supply vote; and
- (b) any money received by the Government by way of a grant or loan
 - (i) for a specific development scheme, project or programme; or
 - (ii) generally for the purpose of development.

45. Accounts relating to the Development Fund are embodied in the Statement of Development Revenue, Statement of Development Expenditure and Abstract Statement. The balance is disclosed on the Statement of Assets and Liabilities and the Schedule of Funds that are submitted for audit by the Accountant General.

46. The activity on the Development Fund for 2008 is summarized in the table that follows. The balances for Loans and Local Resources show a difference of \$2,013,812 when compared with the Treasury's amounts on the "Statement of Other Funds." This difference is the result of a posting error that occurred in 2003. The correct amounts are reflected in the totals below.

Summary of Development Fund Activity

	Balance 1/1/08	Receipts	Payments	Balance 31/12/08
	\$	\$	\$	\$
Grants	(1,790,135)	101,462	21,686	(1,710,359)
Loans	(2,234,515)	18,021,200	19,272,719	(3,486,034)
Other	6,699,333	560,114	-	7,259,447
Local Resources	<u>(40,011,301)</u>	<u>35,542,879</u>	<u>34,859,901</u>	<u>(39,328,323)</u>
Total	<u>(37,336,618)</u>	<u>54,225,655</u>	<u>54,154,306</u>	<u>(37,265,269)</u>

DEVELOPMENT FUND REVENUE

47. Revenue to the Development Fund is made up primarily of transfers from the Consolidated Fund, loans from commercial banks and lending agencies, grants and other miscellaneous sources.

48. The 2008 initial budget for the Development Fund provided for transfers of \$32,667,900 from the Consolidated Fund and \$1,000,000 from the Transportation Improvement Network Fund. Supplementary provisions passed during the year authorised further transfers of \$11,419,600 (net) from the Consolidated Fund. This brought the total provision to \$45,087,500.

49. The capital resources were to be applied as follows:

DEVELOPMENT FUND REVENUE PROVISION

	Appropriation		Total
	Act	SAPs	Provision
	\$	\$	\$
Deputy Governor's Office	1,068,500	130,500	1,199,000
Premier's Office	2,725,000	(599,670)	2,125,330
Ministry of Finance	1,950,000	500,000	2,450,000
Min. Natural Resources & Labour	7,224,800	3,106,700	10,331,500
Min. Education & Culture	2,348,300	700,100	3,048,400
Min. Health & Social Development	8,200,000	514,370	8,714,370
Min. Communications & Works	9,826,300	6,778,300	16,604,600
Miscellaneous (Ministry Finance)	325,000	289,300	614,300
Total	33,667,900	11,419,600 *	45,087,500

* Supplementary provisions funded by savings do not affect the total SAP amounts as these do not require injection of additional funds.

50. The actual amount received by the Development Fund in 2008 was \$54,225,655 as shown below.

DEVELOPMENT FUND REVENUE SOURCES

Source	Budgeted Provision	Actual Provision	Surplus (Shortfall)
	\$	\$	\$
Grants	-	101,462	101,462
Loans	-	18,021,200	18,021,200
Consolidated Fund	32,667,900	35,342,879	2,674,979
Trans. Net. Imprv. Fund	1,000,000	200,000	(800,000)
Other(Investment Income)	-	560,114	560,114
Total	33,667,900	54,225,655	20,557,755

Re-Voted Balances

51. The preceding amounts do not include the brought forward (re-voted) balances, which are intended to reflect the unused funding provided in previous years for capital projects.

52. Re-voted balances are an important and integral part of the Development Fund budget. Funding provided for capital projects that is not used in the current year, is carried forward as a part of the subsequent year's budget until completion of the project. If at the end of a project there is an unused amount, this remains as a part of the Development Fund balance or is transferred to another capital project within the Fund. If however the project has been overspent, a supplementary provision is required to cover the excess amount expended. The amounts which are carried forward on active capital projects are referred to as the re-voted balances.

53. The brought forward balance on the Development Fund and the re-voted amounts in the budget should approximate to each other. However at the beginning of 2008 the Development Fund carried a deficit balance of (\$37,336,617) whereas the re-voted totals in the Development Fund Budget showed a surplus of \$39,980,012. This indicates that the funding that the Ministry of Finance envisages available for execution of projects in 2008 is short by some \$77,316,629. This disparity worsened by some 31.12% from \$58,950,492 at the beginning of 2007. The difference is a combination of partial transfers of revenue allocation from the Consolidated Fund and excess expenditure incurred on past projects for which no corrective supplementary provisions were made. As a result, resources which were intended for other projects were used to cover the excess expenditure on active capital assignments.

54. As mentioned in previous reports, there is an urgent need to review the status of the Development Fund so as to provide realistic balances to allow for proper management decisions. For the year under review, transfers to the Fund were again understated which will further worsen the disparity between the two balances.

DEVELOPMENT FUND EXPENDITURE

Usage of Funds

55. The actual expenditure from the Development Fund in 2008 was \$54,154,306. Of this, \$34,859,901 was funded locally, \$21,686 through aid and \$19,272,719 through loan funds.

56. A substantial amount of the development expenditure (41.06%) was incurred on projects under the Ministry of Health and Social Development. The projects under this ministry included constructing the New Hospital (\$18.48 million), Incinerator Plant (\$2.06 million), and Community Clinics (\$0.82 million).

57. The Ministry of Communications and Works capital spending accounted for 22.85% of the overall total. The major development projects under this ministry included work on roads and infrastructure (\$5.64 million), Civil Works Mitigation (\$3.18 million) and the Electrical Utility (\$1.55 million).

58. Projects under the Premier's Office saw a marked reduction and only made up 3.02% of total capital spending. This reduction was due to the majority of the projects being completed last year.

59. Capital spending for the Ministry of Natural Resources and Labour was 20.61% of the overall total for 2008. The primary focus appeared to be on Land acquisition (\$5.92 million) and the Purcell Ghut Training (\$3.77 million).

60. The other Ministries/Development Fund heads each accounted for less than 10% of capital spending in 2008. The major project under the Ministry of Finance was Post Office Infrastructure Development (\$1.17 million); for the Ministry of Education and Culture the expenditure was primarily on Schools Rehabilitation (\$1.16 million) and Recreational Facilities (\$0.96 million) while the Deputy Governor's Office focused on the Judicial Reform Project (\$0.58 million). Expenditure under the Miscellaneous category was primarily for DBVI/CDB Student Loan (\$.40 million) and Housing Development Project (\$0.40 million). A schedule detailing actual Development Fund expenditure for all ministries is in Appendix D of this report.

**DEVELOPMENT FUND
 EXPENDITURE BY HEAD**

Ministry/Head	Actual	
	Expenditure \$	%
Deputy Governor's Office	662,994	1.22%
Premier's Office	1,633,799	3.02%
Ministry of Finance	1,800,299	3.32%
Min. Natural Resources & Labour	11,158,568	20.61%
Min. Education & Culture	3,219,488	5.95%
Min. Health & Social Development	22,235,179	41.06%
Min. Communications & Works	12,373,204	22.85%
Miscellaneous (Ministry of Finance)	1,070,775	1.98%
	<u>54,154,306</u>	

Development Fund Expenditure By Head

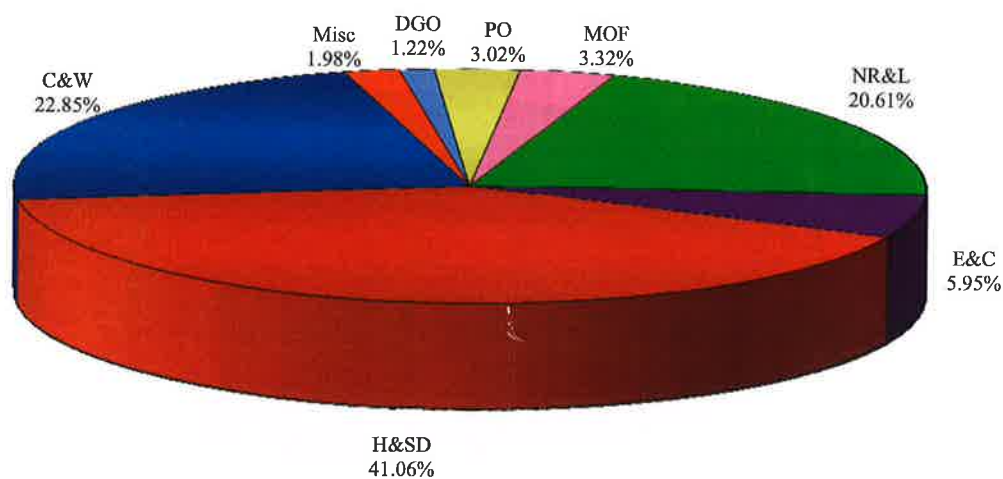


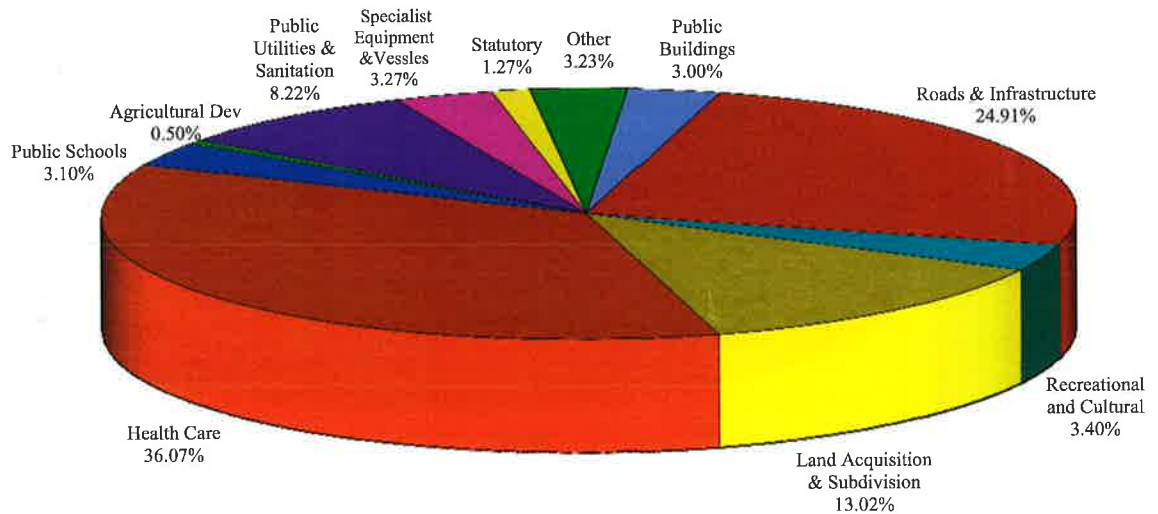
Diagram No. 9

61. The table and diagram below illustrate how capital funds were spent. Some of the categories are represented by expenditure from more than one ministry/head. Details of the expenditure are provided at Appendix D.

**DEVELOPMENT FUND
 APPLICATION OF EXPENDITURE**

Public Buildings	1,622,209	3.00%
Roads & Infrastructure	13,487,588	24.91%
Recreational and Cultural	1,840,621	3.40%
Land Acquisition & Subdivision	7,052,060	13.02%
Health Care (Includes New Hospital)	19,534,404	36.07%
Public Schools	1,680,802	3.10%
Agricultural Dev	273,336	0.50%
Public Utilities & Solid Waste	4,453,140	8.22%
Specialist Equipment & Vessels	1,773,324	3.27%
Statutory	686,472	1.27%
Other	1,750,350	3.23%
	<u>54,154,306</u>	

Usage of Development Funds



Government Contracts

62. Much of the activity from the Development Fund occurs through contracts. Major contracts are issued for Government projects valued in excess of \$100,000.00. Some undertakings such as the New Hospital Project and the Commercial Court Building because of size and complexity require several such contracts. Major contracts are required to be put to public tender in accordance with the provisions of the Public Finance Management Regulations. The regulations also make provisions whereby the tendering requirements to be waived by the Cabinet. Major contracts are public documents which are lodged at the registry and accessible by members of the public, albeit for a small fee.

63. The Government also engages petty contractors on a number of public projects and programmes. Petty contracts are issued for goods and services with an upper limit of \$100,000 and do not require competitive bids. In 2008 in excess of 560 petty contracts and agreements were executed by the Government for a total of \$21,459,231.00. Approximately half of this (\$10,564,219.00) was for petty contracts and agreements under the administration of the Public Works Department.

64. Of ongoing concern is the practice of splitting major contracts into smaller parts to facilitate issuing petty contracts. This was seen on projects involving road development, construction of retaining walls and ghut training in 2008. The rationale which has been provided for contract splitting is to allow for work to be shared and promote development of skills among local contractors. The result is frequently work that is of inconsistent quality or engagement of individuals who are not sufficiently qualified or experienced to perform the contract.

65. In addition, contrary to the stated objective of sharing works, instances were seen where the same contractor was awarded two or more parts of the split contract, which together exceeded a major contract sum of \$100,000. The selection of contractors on a split contract is particularly susceptible to cronyism, nepotism, favoritism and has to a large extent become heavily politicized. This is all made easy by the fact that no formal competitive bidding is required and the works are now divided and costed in the budget by district. More needs to be done to regulate and monitor petty contracts if the Government is to achieve value for money on these agreements.

Petty Contract Usage

66. The issue of using public funds to develop private property was first reported in the 1997 Audit Report. The Government has a policy whereby retaining walls and roads are constructed on private property either to compensate persons who give up land to accommodate expansion or improvement of public roads or to prevent erosion of soil onto public roads or the erosion of private property after the construction or widening of a public road.

67. During 2008 there were a number of petty contracts for building of private estate roads and retaining walls which did not qualify under the above criteria. This type of activity continues to be commonplace and a substantial amount of the Public Works Department's time and resources is consumed in performing assessments, costing, preparing petty contracts

and monitoring works carried out on private property. Cases have also been observed where individuals (or their companies) were given contracts to perform jobs on property in which they have an interest.

68. A schedule of contracts and agreements awarded by the different Ministries and Departments has been included at Appendix F of this Report.

Development Aid

69. The territory's reliance on grant and aid funds for capital development has diminished greatly over the past twenty years due to its continued economic growth. Many of the balances which continue to appear in the financial statements under the "Development Aid" heading are dormant and should be written out of the accounts.

70. During 2008 an amount of \$101,462 was received from the Organisation of Eastern Caribbean States, Risk Reduction Programme for the purpose of improving drainage in an area prone to flooding. The total expenditure from Development Aid in 2008 was \$21,686 which was spent on the BVI Environmental CD Atlas from an already overextended provision. The balances on these accounts were as shown in the schedule below.

SCHEDULE OF DEVELOPMENT AID BALANCES

Agency	\$
United Kingdom	(626,707)
Canada	75,017
European Development Fund	(20,861)
US Aid	(337,908)
OSAS Passages	(25,472)
OSAS Miscellaneous	(3,049)
Other Development Aid	(771,403)
	<u>(1,710,383)</u>

71. Past audit reports have repeatedly commented on the above inactive balances which have been appearing in the statements for several years. With the exception of the Canadian Aid Fund all of the above accounts show negative balances indicating that the amounts spent were in excess of the funds received. These accounts are for the most part comprised of projects that have long been completed or discontinued. The balances for development aid accounts were transferred to the Development Fund in 2003 and are no longer reflected on the face of the Balance Sheet. The Financial Secretary should take steps to ensure that the inactive brought forward balances are written out of the accounts.

Loan Fund

72. The Loan Fund relates to moneys, which are borrowed, from banks and other lending agencies to finance projects undertaken by the Government. During 2008 an amount of \$18,021,200 was received in the Loan Fund and a total of \$19,272,719 was spent. The expenditure consisted of \$18.03 million on the Hospital Project and \$1.24 million on Road Improvement and Infrastructure Development. This activity accounted for the change in the balance of the Fund from \$220,702 at the beginning of the year to \$1,472,221 at 31 December 2008. The activity of the Loan Fund is disclosed on page of the Treasury's Accounts on the Statement of Other Fund.

CASH & INVESTMENTS

Operating Accounts

73. The Cash figure of \$13,588,245 disclosed on the Statement of Assets and Liabilities represents the end of year balances on operating and money market accounts held in local banks and on the current portion of funds held by the Crown Agents in London. These balances were verified against confirmation statements submitted from the various banks used by the Accountant General. Many of the Treasury's reconciliation statements show adjustments which have been carried forward for several years. These amounts should be resolved and written off the reconciliations.

74. As in previous years, the 2008 Treasury accounts reflect continued problems with unreconciled transactions appearing on the bank statements. These were seen in deposit account 1-21080 *Unallocated Credits*, advance accounts 1-12254 *Unallocated Debits* and 1-12256 *Unreconciled G/L Difference*. These discrepancies were attributed, in part, to departments depositing revenue into the bank but failing to account the deposits to the Treasury and adjustments made by the bank to correct computation errors in deposits received.

Certificates of Deposit

75. Section 25 of the Public Finance Management Act, 2004 provides that:

- (1) The Financial Secretary may, with the approval of the Minister, invest money in the Consolidated Fund in an authorised investment.
- (2) An investment made under subsection (1) and interest received from such an investment are part of the Consolidated Fund.

76. In accordance with this provision, funds were invested in Certificates of Deposit and savings accounts at four local commercial banks and the National Bank of the Virgin Islands Limited. These investments increased by 68.12% from \$33,176,759 at the end of 2007 to \$55,778,321 at 31 December 2008.

77. The statements reveal interest earnings on CD's and Money Market accounts of \$1,398,350 in 2008.

Joint Consolidated Fund

78. The subsidiary schedules of the Accountant General reflect a total of \$1,644,106 being held by the Crown Agents in the United Kingdom on behalf of the Government of the Virgin Islands. The confirmation certificate received from the Crown Agents showed a current account balance of £233,866.78 and an amount of £900,000.00 held on fixed deposit for a total of £1,133,866.78. This amount equates to the balance in the Treasury records when converted to United States dollars at the official rate of U.S. \$1.45 to £1.00 sterling used by the Virgin Islands Government at 31 December 2008.

79. The Joint Consolidated Fund balance is not reflected on the face of the Balance Sheet. The current portion has been included in the Cash balance and the amount held on the fixed deposit is now reflected in the balance for Investment.

ADVANCES

80. Advances are made in accordance with Section 31A of the Public Finance Management (Amendment) Act 2006 which provides that the Minister may authorise advances from the Consolidated Fund or other public moneys:

- (a) on behalf of, and recoverable from other Governments, administrations and statutory bodies;
- (b) to public officers for such purposes and on such terms and conditions as may be prescribed in the General Orders;
- (c) to meet expenditure in anticipation of receipt of an instalment of a grant or loan for specific purpose, whether to the Government or to a statutory body, from a source other than the Government, where the grant or loan has been approved by the source providing it;
- (d) in accordance with a specific agreement, to an agent appointed by the Government to perform a function on its behalf; or
- (e) for such purposes and on such terms and conditions as the Minister, with the approval of the Legislative Council, may determine.

Public Officers Advances

81. Advances to public officers usually take the form of loans to public servants issued for medical purposes, special circumstances or to purchase a vehicle. These are repaid through automatic salary deductions executed at the Treasury Department. During the year the total outstanding advances to public officers decreased from \$1,614,699 to \$1,583,420.

82. The Ministry of Finance also approves short term advances in the form of imprests to facilitate public officers and elected representatives travelling abroad on official business. In 2008 five hundred and forty seven (547) travel imprests totalling in excess of \$1.27 million were issued. At the time of writing several of these had not been cleared.

Other Advances

83. Other (miscellaneous) advances are issued in accordance with section 31A(1) subsections (a), (c), (d) and (e) of the Public Finance Management Act 2004 as amended. These advances are accompanied with instructions on how they are to be retired (usually through the next supplementary appropriation, against the subsequent year's budget or upon receipt of loan funds). During the year, ten such advance warrants were issued totalling \$10,805,276. Of this amount \$9,800,635 was issued to the Ministry of Health and Social Development, on five advances, in anticipation of receiving loan funds for the Hospital Project. None of the advances issued for the Hospital project were cleared during the year. This contributed in the dramatic increase seen in this account from \$4,919,217 in 2007 to 13,890,818 at year end.

84. The Other Advances account also accommodates transactions arising from various operational anomalies. The more substantial of these include Returned "bounced" Cheques that were received from members of the general public of \$1,116,344; unreconciled amounts in the General Ledger of \$868,671.09; and unallocated amounts on the bank statements of \$286,936.23.

85. In many cases, advances which are not cleared in the year in which they are issued are allowed to age in the accounts and are simply carried forward from one year to the next. These have the effect of inflating the balances and depriving the Government of the flexibility and ready availability of funding that advances are intended to afford. The advances accounts include balances which have been unchanged for a number of years. These should be investigated and appropriate action taken to have them retired.

86. The Statement of Other Advances discloses two entries from the Development Fund, accounts 2-12610 Project Advance and 2-12620 Material Advance of \$228,981, and \$242,601 respectively. These relate to the mobilization fees paid to contractors engaged on the H Lavity Stouff Community College Marine Centre and should be removed from the Statement of Advances. Recording these transactions as advances is not consistent with prior years practice and is contrary to cash basis of accounting adopted by the Government.

Statutory Limitation on Advances

87. The Public Finance Management (Amendment) Act, 2006 provides that the total net advances outstanding should not exceed at any one time 1.5 % of the total amount appropriated in respect of that financial year. Application of this requirement dictates a limit of \$4,685,756 in 2008. This amount is computed on the total authorized appropriations for recurrent expenditure and fund contributions of \$312,383,700.

88. At 31 December 2008 outstanding advances totalled \$15,474,238 exceeding the statutory limitation by \$10,788,482. Previously, the Finance (Amendment) Act, 2001 required the Minister to prepare and lay before the House of Assembly a statement of the excess disbursement, no later than four months after the monies were disbursed. The Public Finance Management (Amendment) Act, 2006 does not, however, provide any similar guidelines for reporting and regularising excess advances.

Current Accounts

89. The balance shown against Current Accounts of \$283,574 represents the difference between \$326,966 due from, and \$43,392 owing to, other Governments and Administrations at the end of 2008. The items which comprise this balance are made up, almost exclusively, of pension allocations due for retired civil servants with service in the Virgin Islands as well as other territories. Also included in this account are balances for the Foreign and Commonwealth Office (FCO), the Overseas Development Administration (ODA) and the British Development Division.

Postmaster Deposits

90. The amount of \$220,712 shown in the Statement of Assets and Liabilities against this item is a net balance due to other territories, primarily on money order transactions. As in previous years, we were unable to confirm the amount in the statement as the records which relate to these accounts are not being regularly reconciled by the Post Office. The Postmaster should take steps to ensure that regular reconciliations are performed with the Treasury.

Other/Miscellaneous Deposits

91. Section 34(1) of the Public Management Finance Act, 2004 defines a "Deposit" as any moneys, not being raised or received for the purpose of the Government, which has been deposited with the Accountant General or with any other public officer authorised by the Accountant General. This Act further provides that "Deposits" shall not form a part of the Consolidated Fund and shall not be applied for a purpose of Government. Interest derived from investment of funds in the Deposit Account can, however, be paid into the Consolidated Fund and applied for Government purposes.

92. The Other/Miscellaneous Deposit account accommodates deposits collected by the Customs Department to secure Import Duty; Immigration Department for immigrant workers bonds; Magistrate's Court for child maintenance; Public Works Department for tender submissions and others. These all constitute legitimate deposits as the monies are not collected for use by the Government but are usually returned to the payer or passed on to a third party. There are however, several items in the Deposit Fund that do not qualify under the above provision. Many of these are accounts created with unspent balances which were transferred from the Consolidated Fund to deposit accounts so that the funds continue to be available for spending in subsequent years. This practice is contrary to the provisions of the above section and to the Government's policy of cash basis accounting.

93. The former legislation provided for any deposits which remained unclaimed for a period of six years or more to be paid into the Consolidated Fund to be applied for purposes of the Government. The new legislation (Public Finance Management Act) makes no provision for dealing with inactive/abandoned deposits. An amendment is required either to the Public Finance Management Act or subsidiary legislation detailing how unclaimed deposits are to be dealt with. At 31 December 2008, the Other Deposit account carried a balance of \$29,087,641 reflecting a significant increase over last year's balance \$4,643,001. This increase was due primarily to the inclusion of the IPOC Investigations funds which contributed \$22.91 million to the deposit account in 2008.

OTHER FUNDS

94. The Treasury Department maintains separate accounts for the nine additional funds discussed below. The audit examination indicated that the computerised accounting records which pertain to these Funds are not regularly updated. As a result, the amounts reflected in the computerised records are often not reliable. For full and adequate disclosure of the activities of these Funds, separate statements of revenue and expenditure are required. Some of these are currently being produced and are included in the Treasury Statements as submitted.

Contingencies Fund

95. Section 5 of the Public Finance Management Act 2004, provides for a Contingencies Fund to be financed by money appropriated from the Consolidated Fund. The Contingencies Fund is intended to meet any urgent and unforeseen need for expenditure for which no other provision exists. This Act also provides that the contingencies shall comprise of not more than one half percent of the total sum appropriated in an Appropriation Act for the relevant year.

96. The balance on the Contingencies Fund at the beginning of 2008 was \$172,000. The Budget provided for \$500,000 to be transferred from the Consolidated Fund. This was not done. During the year, five contingencies warrants totalling \$763,112.12 were issued and subsequently cleared either by the passing of the 2008 Budget or by supplementary appropriation. In addition, an outstanding contingency warrant from 2005 totalling \$28,000 was also cleared in 2008 resulting in an ending balance of \$200,000.

97. The receipts and payments shown on the Statement of Other Funds against this account are intended to represent the actual expenditure that was incurred and replenished under the warrants issued. These amounts may however, be inflated by correcting adjustments made to the account during the course of the year.

98. Previous legislation made provision for Contingencies Warrants to be cleared by way of supplementary estimates laid before the House of Assembly's next meeting following the date of the Contingencies Warrant. The Public Finance Management Act 2004 does not contain a similar provision for replenishing the Fund.

Transportation Network Improvement Fund

99. The Transportation Network Improvement Fund was established under the Transportation Network (Land, Sea and Air) Improvement Fund Act 1992 and came into force on 1 October 1992. It is intended to be used for the purpose of "rebuilding and development of the major transportation network infrastructure of the Territory." The fund's revenue is made up almost exclusively of a fossil fuel surcharge collected by the Customs Department.

100. During the year the Fund recorded revenue of \$1,379,390, contributed \$1,150,000 to the Development Fund and made payments to vendors in the amount of \$423,812. At year end the balance on the Transportation Network Improvement Fund was \$1,669,213.

Emergency Disaster Fund

101. The Emergency Disaster Fund was introduced into the budget by way of the 1996 Appropriation Act. The Disaster Management Act 2004, which came into force on 15 May 2004, stipulates that the Fund is to be used towards recovery efforts and the adoption and promotion of preventive measures before, during and after a disaster emergency. This Act also provides that, with prior approval of the Cabinet, the Fund may be applied towards assisting other countries or territories that have suffered disasters.

102. The Fund is financed primarily through appropriations authorised by the House of Assembly but the Disaster Management Act 2004 also provides for other revenue sources. These include donations, grants, loans and monies raised through activities organised for this purpose. During 2008, the Disaster Fund received a transfer of \$1,000,000 from the Consolidated Fund, and interest revenue of \$76,351. Expenditure of \$6,000 was incurred to clear debris after Hurricane Omar. At year end the balance on the Fund was \$4,382,776.

Car Loan Revolving Fund

103. The balance of \$640,171 disclosed on the Statement of Assets and Liabilities for this Fund reflects the interest accrued on the advances issued to public servants for purchasing

personal vehicles. Currently, loan advances and repayment activity are reflected in the Advances account and only interest is paid into the Car Loan Revolving Fund. During the year the Fund received interest in the amount of \$28,884.

Pension Fund

104. The Pension Fund was established in 2002 to provide a separate account from which Government pensions would eventually be paid. The intention at that time was to have the pension provisions for the Public Service reviewed and, with the advice of actuarial experts, implement an updated (possibly contributory) pension system that would be managed through this Fund. To date, this proposed new system has not been developed and pension payments have continued to be made from the Consolidated Fund. During the year, an amount of \$2,200,000 was transferred from the Consolidated Fund to the Pension Fund increasing the latter's balance from \$4,599,555 to \$6,799,555 at year end. No payments were made out of the Pension Fund. The total pensions payments made from the Consolidated Fund in 2008 was \$9,058,004.

Debt Service Fund

105. The Debt Service Fund was introduced to secure a separate provision for repayment of loans in the Public Debt. This Fund received an initial contribution of \$100,000 from the Consolidated Fund in 2002 and has remained inactive ever since. Repayments of loans in the Public Debt continue to be made directly from the Consolidated Fund. During 2008 the interest and principal payments on the Public Debt totalled \$7,601,625.

Loan Revolving Fund

106. This Fund was set up to replace the current system of providing loan assistance (Advances) to public service employees from the Consolidated Fund. An initial amount of \$100,000 was allocated in 2002 to establish the Fund. The balance has not changed, and there has been no activity since that time. Loans to Public Servants are discussed under Advances on Pages 23-24 of this Report.

Repairs and Renewal Fund

107. The Repairs and Renewal Fund was established under section 9(1) of the Public Finance Management Act and is intended to "meet expenditure for the repair or renewal of public stores or other Government property." The Fund opened with a balance of \$400,000 in 2008 and received an additional \$200,000 from the Consolidated Fund during the year, bringing the total amount at year end to \$600,000.

Reserve Fund

108. The initial framework for a Reserve Fund was introduced in the 2002 Annual Budget Estimates and subsequently legislated in sections 15 and 16 of the Public Finance Management Act 2004. This laid the ground work for the provision of a separate and distinct account into which resources could be appropriated outside of the Consolidated Fund to be used in the event that the Government should experience financial difficulties in the future. This Fund is intended to assist the Government in achieving continued long term stability.

109. The Public Finance Management Act 2004 makes provisions for the administration of the Fund but does not provide details (formulae or amount) for a minimum balance to be

maintained, or the circumstances through which withdrawals would be permitted. During 2008 the fund received \$1,000,000 from the Consolidated Fund and interest in the amount of \$33,621 was accrued on a certificate of deposit, thereby increasing the balance at year end to \$5,557,414.

SUSPENSE AMOUNT

110. An unresolved amount of \$751,093 was added to account 1-12256 (Unreconciled G/L Difference) on the Statement of Other Advances. This increases the suspense amount from \$117,524 at the close of the previous year to \$868,671 at 31 December 2008. These amounts are unacceptable and greater effort is required to identify, resolve and remove the same from the accounts.

PUBLIC DEBT

111. Records of the public debt are maintained by the Ministry of Finance and relevant information supplied by that Ministry and from the various lending agencies. The Statement of Public Debt is submitted by the Accountant General for audit examination.

112. As indicated by the Accountant General in a note to the Statements, the public debt is not included as an item on the Statement of Assets and Liabilities. The balance of \$72,008,782 outstanding at 31 December 2008 is disclosed separately in a Statement of Public Debt.

113. With the exception of the Port Development Loan, repayments on the loans which comprise the public debt are made from the Consolidated Fund under a recurrent expenditure budget provision controlled by the Financial Secretary. During 2008, principal and interest of \$3,499,990 and \$4,101,635 respectively were met from a provision of \$8,255,000. The BVI Port Authority made payments on the Port Development Loan of approximately \$271,853.

STATUTORY AUTHORITIES AND TRUSTS

114. The financial statements of the British Virgin Islands Electricity Corporation, H Lavity Stoutt Community College and the British Virgin Islands Social Security Board were audited by accounting firms on behalf of the Auditor General.

115. The accounts of the Development Bank of the Virgin Islands are examined by an auditor appointed for this purpose by the Governor in accordance with Section 37 of the Development Bank of the Virgin Islands Ordinance, Chapter 100. Auditors for the Port Authority are appointed by the Authority with the approval of the Minister in accordance with the British Virgin Islands Ports Authority Act 1990.

116. Although independent auditors have been appointed for the BVI Tourist Board's 1998-2006 statements of accounts since February 2008, this audit is still incomplete and is being unreasonably impeded by the non-cooperation of the Board. At the time of writing, the status of the audits for the various boards and trusts were as shown in the schedule that follows.

Statutory Authority or Board	Last Audited	Comments
BVI Electricity Corporation	2007	2008 being Finalised
BVI Health Authority	-	2007 Statements complete but not Audited
BVI Port Authority	2007	2008 Being Finalised
BVI Airport Authority	2006	2007 and 2008 Being Finalised
BVI Recreation Trust	2005	2006 Being Audited
BVI Social Security Board	2008	2009 Being Audited
BVI Tourist Board	1997	1998 - 2006 Being Audited
National Bank of Virgin Islands	2009	Accounts Up To Date
Telecommunication Regulatory Com.	Nil	2008/2009 To Be Tendered
Financial Investigation Unit	2008	2009 Being Audited
Financial Services Commission	2008	2009 Audited
HL Stoutt Community College	2007	2008 Being Audited
National Parks Trust	2007	2008 Being Audited
Scholarship Trust Fund Board	2008	Accounts Up To Date
V I Festival & Fairs Committee	2004	2005 - 2006 Being Audited
Wickhams Cay Development Authority	2006	2007 – 2008 Outstanding

CONTINGENT LIABILITIES

117. Loans negotiated with various lending agencies on behalf of Statutory Boards, Trust and other Government sponsored bodies are usually guaranteed by the Government. In the event that these entities are unable to meet their repayment obligations, the Government would be required to do so on their behalf. A list of the loans which comprise the Government's contingent liability at 31 December 2008 is provided in Appendix E.

PUBLIC ACCOUNTS COMMITTEE

118. The Public Accounts Committee (PAC) is a Select Committee of the House of Assembly which is constituted under Standing Order No. 73 of the House of Assembly Rules. Its functions are:

- a. to consider the accounts of Government in conjunction with the Auditor's Report;
- b. to consider any Special Report submitted by the Auditor General under Section 20(3) of the Audit Act;
- c. to report to the Legislative Council in the case of any excess or unauthorised expenditure of funds, the reason for such expenditure;
- d. to report to the Legislative Council in the case of any shortfall of revenue, the reason for such shortfall;
- e. to report to the Legislative Council any case of apparent extravagance or waste of public funds;
- f. to propose any measure it considers necessary to ensure that public funds are properly brought to account and are economically spent.

119. The membership of the PAC during 2008 comprised of two opposition members of the House of Assembly, and two members of the Government side of the Legislature (Legislative Majority). In accordance with the provisions of the Standing Order, the Leader of the Opposition is Chairman of the Committee and the Auditor General advises the Committee. The Committee may summon any accounting officer/head of department or other public officer to give explanations. The PAC is required to issue a report on its findings at least once each year.

120. The membership of the Public Accounts Committee was changed following the territory's general election on 20 August 2007. The Committee has been active conducting investigations and reports are pending.

ACKNOWLEDGEMENTS

121. I wish to express appreciation to members of my staff for their dedication and professionalism in performing their duties throughout the year and to the Accountant General and members of her staff for their valuable cooperation. I am also appreciative of those Accounting Officers and members of their staff who assisted through their cooperation.

AUDIT DEPARTMENT
Road Town, Tortola
Virgin Islands
VG 1110

Appendix A

SUMMARY OF RECURRENT EXPENDITURE

Expenditure Head	Total Provision \$	Actual Expenditure \$	Under Budget \$	Over Budget \$
Governor's Office	819,400	755,425	63,975	
House of Assembly	4,420,700	4,178,299	242,401	
Cabinet Office	806,600	275,392	531,208	
Deputy Governor	4,217,100	4,038,107	178,993	
Human Resources	5,052,100	4,342,691	709,409	
Training	2,976,500	3,032,000		(55,500)
Disaster	880,600	856,213	24,387	
Supreme Court	3,087,100	2,534,562	552,538	
Civil Registry & Passport	721,100	673,153	47,947	
Magistracy	1,010,200	760,614	249,586	
Legal	2,821,400	2,082,646	738,754	
Director of Public Prosecution	949,400	807,283	142,117	
Police	14,189,900	14,550,056		(360,156)
Audit	1,001,300	1,046,375		(45,075)
Premier's Office	5,982,067	5,549,140	432,927	
BVI Shipping Registry	1,257,900	1,172,780	85,120	
Development Planning Unit	1,101,400	972,004	129,396	
BVI International Finance Center	3,223,800	3,361,586		(137,786)
Immigration	3,360,500	3,284,991	75,509	
Information and Public Relations	1,126,400	1,138,214		(11,814)
Town and Country Planning	934,300	863,972	70,328	
Trade and Investment Promotion	839,700	676,302	163,398	
Ministry of Finance	3,922,200	3,567,910	354,290	
Customs	4,678,800	4,822,091		(143,291)
Inland Revenue	1,539,200	1,429,339	109,861	
Post Office	2,190,400	1,977,504	212,896	
Treasury	1,687,800	2,407,844		(720,044)
Information Systems Unit	3,782,600	3,590,475	192,125	
Min. Natural Resources & Labour	1,732,532	1,380,942	351,590	
Agriculture	2,993,700	2,903,838	89,862	
BVI Fishing Complex	2,164,600	2,113,191	51,409	
Conservation and Fisheries	2,007,200	1,881,584	125,616	
Labour	944,300	909,546	34,754	
Land Registry	314,400	323,982		(9,582)
Survey	910,900	877,625	33,275	
Ministry of Education and Culture	9,620,699	9,418,090	202,609	
Youth Affairs and Sports	1,628,400	1,368,924	259,476	
Education (Administration)	4,719,800	3,806,354	913,446	
Education (Pre-Primary & Primary)	11,309,200	8,900,702	2,408,498	
Department of Culture	2,472,900	2,159,514	313,386	
Education (Secondary)	3,585,800	3,368,114	217,686	

Appendix A

SUMMARY OF RECURRENT EXPENDITURE

Expenditure Head	Total Provision \$	Actual Expenditure \$	Under Budget \$	Over Budget \$
Education (BVI High School)	9,319,500	8,922,860	396,640	
Library	1,514,300	1,416,966	97,334	
Prison	3,214,100	3,117,092	97,008	
Ministry of Health and Welfare	4,398,500	3,402,299	996,201	
Adina Donovan Home	1,264,900	1,157,639	107,261	
Health (Community Services)	-	-		
Health (Hospital Services)	-	-		
Solid Waste	4,585,700	4,317,904	267,796	
Social Development	5,325,600	4,314,118	1,011,482	
Min of Communication and Work	5,583,597	4,744,793	838,804	
Facilities Management Unit	2,691,100	2,481,709	209,391	
Civil Aviation	249,600	109,477	140,123	
Fire Services	2,627,600	2,271,624	355,976	
Water and Sewerage	14,231,900	14,705,880		(473,980)
Vehicle Licensing	718,300	686,299	32,001	
Public Works	9,106,699	8,808,180	298,519	
Telephone Management	1,113,900	1,027,183	86,717	
Grant to Statutory Boards (PO)	22,210,000	22,208,775	1,225	
Grant to Statutory Boards (NR&L)	450,000	450,000	-	
Grant to Statutory Boards (MC&W)	4,000,000	4,000,000	-	
Grant to Statutory Board (MH&SD)	24,676,591	25,779,969		(1,103,378)
Grant to Statutory Board (MOF)	500,000	-	500,000	
Grant to Statutory Boards (ME&C)	983,100	983,509		(409)
Grant to Statutory Boards (DG)	300,000	300,000	-	
Pensions and Gratuities	10,866,600	9,058,004	1,808,596	
Public Debt	8,255,000	7,601,625	653,375	
Miscellaneous	3,051,300	2,326,898	724,402	
Fund Contribution	37,567,900	39,742,879		(2,174,979)
	<u>301,790,685</u>	<u>288,095,056</u>	<u>18,931,623</u>	<u>(5,235,994)</u>

Appendix B

ACTUAL EXPENDITURE COMPARISON

Expenditure Head	Actual 2008	Actual 2007
	\$	\$
Governor's Office	755,425	806,133
House of Assembly	4,178,299	3,635,781
Cabinet Office	275,392	9,983
Deputy Governor's Office	4,038,107	2,943,599
Human Resources	4,342,691	4,476,963
Training Division	3,032,000	3,163,613
Disaster Preparedness	856,213	646,912
Supreme Court	2,534,562	1,958,236
Civil Registry & Passport	673,153	678,017
Magistracy	760,614	697,357
Legal	2,082,646	3,040,137
Director Public Prosecution	807,283	2,179
Police	14,550,056	12,783,324
Audit	1,046,375	668,598
Premier's Office	5,549,140	4,844,014
BVI Shipping Registry	1,172,780	994,009
Immigration	3,284,991	815,176
Information and Public Relations	1,138,214	2,154,060
Town and Country Planning	863,972	2,721,554
Trade and Investment Promotion	676,302	895,808
BVI International Affairs Unit	-	839,744
Ministry of Finance	3,567,910	693,178
BVI International Finance Centre	3,361,586	2,687,863
Customs	4,822,091	3,165,748
Development Planning	972,004	4,251,422
Inland Revenue	1,429,339	1,345,675
Post Office	1,977,504	1,937,059
Treasury	2,407,844	1,294,452
Information Systems Unit	3,590,475	3,033,914
Ministry of Natural Resources Labour	1,380,942	1,408,377
Agriculture	2,903,838	2,944,182
BVI Fishing Complex	2,113,191	2,544,685
Conservation and Fisheries	1,881,584	1,739,053
Labour	909,546	944,611
Land Registry	323,982	230,450
Survey	877,625	875,451

Expenditure Head	Actual 2008	Actual 2007
Ministry of Education and Culture	9,418,090	9,083,047
Youth Affairs & Sports	1,368,924	1,509,574
Education (Administration)	3,806,354	3,584,785
Education (Pre-Primary and Primary)	8,900,702	9,010,383
Culture	2,159,514	312,913
Education (Other Secondary Schools)	3,368,114	3,059,890
Education (BVI High School)	8,922,860	8,472,129
Library Services	1,416,966	1,226,162
Prison	3,117,092	2,648,355
Ministry of Health & Social Dev.	3,402,299	3,766,447
Adina Donovan Home	1,157,639	1,043,730
Health (Community Services)	- *	- *
Health (Hospital Services)	- *	- *
Solid Waste	4,317,904	4,014,429
Social Development	4,314,118	4,346,223
Ministry of Communications & Work	4,744,793	3,553,612
Facilities Management Unit	2,481,709	2,350,949
Civil Aviation	109,477	124,425
Fire Services	2,271,624	2,228,590
Water and Sewerage	14,705,880	20,168,950
Vehicle Licensing	686,299	608,306
Public Works	8,808,180	9,007,851
Telephone Management	1,027,183	1,257,530
Contribution to Statutory Boards		
Premier's Office	22,208,775	26,492,781
Min. Natural Resources & Labour	450,000	450,000
Min. of Communications & Works	4,000,000	3,998,505
Min. Health & Social Development	25,779,969	22,570,753
Min. of Education & Culture	983,509	505,000
Deputy Governor	300,000	300,000
Pensions and Gratuities	9,058,004	10,590,443
Public Debt	7,601,625	6,784,084
Miscellaneous	2,326,898	2,320,371
Total Recurrent Expenditure	248,352,177	243,261,534
Contribution to Other Funds	39,742,879	32,003,100
Total Expenditure	288,095,056	275,264,634

* Now Health Authority Board. See Contribution to Statutory Boards by the Ministry of Health & Social Development.

Appendix C

SUPPLEMENTARY APPROPRIATIONS SUMMARY

	SAP 1	Total
RECURRENT BUDGET SAP's	\$	\$
House of Assembly	130,000	130,000
Deputy Governor	285,600	285,600
Department of Human Resources	30,000	30,000
Training	60,000	60,000
Department of Disaster Management	49,300	49,200
Civil Registry and Passport	70,200	70,200
Director of Public Prosecution	47,900	47,900
Police	806,000	806,000
Audit	182,700	182,700
Premier's Office	610,973	610,973
Immigration	35,000	35,000
Trade and Consumer Affairs	10,000	10,000
BVI International Finance Centre	585,000	585,000
Customs	310,000	310,000
Inland Revenue	28,600	28,600
Treasury	40,000	40,000
Ministry Nat. Resources & Labour	120,000	120,000
Agriculture	222,000	222,000
BVI Fishing Complex	81,000	81,000
Conservation & Fisheries	14,300	14,300
Land Registry	5,100	5,100
Survey	18,200	18,200
Ministry of Education & Culture	699,600	699,600
Education (Administration)	27,000	27,000
Education (Primary & Pre-Primary)	133,100	133,100
Education (BVI High School)	318,000	318,000
Department of Culture	1,300,000	1,300,000
Library Services	30,000	30,000
Prison	386,000	386,000
Ministry Health & Social Dev.	200	200
Adina Donovan Home	80,000	80,000
Solid Waste	292,200	292,200
Social Development	45,700	45,700
Ministry Communication & Works	900,000	900,000
Facilities Management Unit	360,000	360,000
Fire Services	107,000	107,000
Water & Sewerage	758,000	758,000
Vehicle Licensing	43,000	43,000

	SAP 1	Total
Public Works	400,000	400,000
Telephone Services Mgmt. Unit	90,000	90,000
Contribution to Statutory Boards		
Ministry of Finance	500,000	500,000
Ministry of Education & Culture	478,100	478,100
Health Services Authority	8,000,000	8,000,000
Total SAPs for Recurrent Budget	<u>18,689,773</u>	<u>18,689,773</u>

Funded by:		
Consolidated Fund	17,488,100	17,488,100
Savings	<u>1,201,673</u>	<u>1,201,673</u>
	<u>18,689,773</u>	<u>18,689,773</u>

DEVELOPMENT BUDGET SAP's

Deputy Governor	130,500	130,500
Premier's Office	180,000	180,000
Min. Natural Resources & Labour	3,456,700	3,456,700
Min. Finance	500,000	500,000
Min. Education & Culture	700,100	700,100
Min. Health & Social Development	514,370	514,370
Min. Communications & Works	7,428,300	7,428,300
Miscellaneous	<u>289,300</u>	<u>289,300</u>
	<u>13,199,270</u>	<u>13,199,270</u>

Funded by:		
Consolidated Fund	10,290,600	10,290,600
Savings	<u>2,908,670</u>	<u>2,908,670</u>
Total	<u>13,199,270</u>	<u>13,199,270</u>

Appendix D

ACTUAL DEVELOPMENT FUND EXPENDITURE

	2008	2007
Deputy Governor's Office	\$	\$
Disaster Preparedness	15,471	92,393
Police Launches	-	47,307
Police Infrastructure	160	57,614
Judicial Reform Project	584,915	-
Information Technology (IT) Development	62,448	365,869
Total Deputy Governor's Office	<u>662,994</u>	<u>563,183</u>
Premier's Office		
Road Town Improvement	134,819	81,240
National Addressing System	17,300	-
Tourism Infrastructure Development	212,033	873,076
Equipment -Information Office	22,150	23,207
Learning Resource Centre	-	1,437
Rehabilitation of Race Track	-	188,040
Improvement – Lil' A Race Track	196,666	
HLSCC Culinary Arts	5,000	-
Computerization Of Immigration Department	-	22,971
Administration Building, Virgin Gorda	-	5,842
East End Harbour Development Project	-	181,600
Craft Alive Project	23,667	-
Virgin Gorda Airport	273,192	1,000,000
Purchase of Prospect	-	1,000,000
Purchase of Vehicle	70,000	-
AO Shirley Recreation	97,200	-
Special Development	581,772	4,113,250
National Pension and Health Insurance	-	117,080
Total Premier's Office	<u>1,633,799</u>	<u>7,607,743</u>
Ministry of Finance		
Computerisation of Inland Revenue	-	5,675
Road Town Improvement	129,971	21,220
Road Town Reclamation	-	7,500
Post Office Infrastructure Development	1,170,863	151,386
Customs Infrastructure Development	214,927	914,592
Information technology (IT) Development	284,538	-
Total Ministry of Finance	<u>1,800,299</u>	<u>1,100,373</u>

	2008	2007
Ministry of Natural Resources & Labour		
BVI Environmental CD Atlas	21,686	-
Restoration of Brandywine Bay Beach	-	10,388
Fee System	-	2,501
Purchase of Land-Spooner Estate	436,429	-
Computerisation Land	16,844	13,795
Agriculture Development	6,446	370,068
Purchase of Land	5,928,410	3,943,082
National Park Development	23,305	28,673
Fishing Industry Development	131,871	13,100
Land Survey	248,789	81,257
Agriculture Infrastructure Development	135,019	135,340
Housing Sub-division Improvements	432,941	610,351
Ghut Training (Purcell)	3,776,828	-
Total Ministry Natural Resources & Labour	<u>11,158,568</u>	<u>5,208,555</u>
Ministry of Education & Culture		
Schools Rehabilitation-Improvements	1,164,251	598,064
National Information Systems	49,625	52,412
Schools Rehabilitation- Design and Planning	-	395,289
Primary Schools Rehabilitation	127,388	-
Computerizations of Schools	64,388	103,148
Prison Rehabilitation	524,078	27,017
Recreational Facilities	964,983	253,257
New High School	324,775	1,030,234
Total Ministry Education & Culture	<u>3,219,488</u>	<u>2,459,421</u>
Ministry of Health & Social Development		
Peebles Hospital Improvements	209,651	1,147,514
Cane Garden Bay Community Centre	401,715	408,269
Adina Donovan Home	30,247	10,690
New Hospital	18,486,839	17,249,744
Hospital Equipment	9,325	61,051
New Incinerator Plant	2,063,627	2,434,866
Adina Donovan Home/Geriatric Centre	-	467,942
Disposal of Derelict Vehicles	82,753	237,411
Fencing	11,553	-
Senior Citizen's Centre	1,546	180,816
Community Clinics	828,589	6,672
Community Centres General	109,334	226,152
Carrot Bay Community Centre	-	94,885
Equipment	-	99,172
Total Ministry Health & Social Development	<u>22,235,179</u>	<u>22,625,184</u>

	2008	2007
Ministry of Communications & Works		
Road Improvement & Infrastructure Dev.	1,244,211	3,832,883
Beef Island Airport Expansion (Terminal)	(20,146)	1,720
Territorial Highway- Improvement	696,228	1,024,336
Central Administration Complex	504,104	137,617
Relocation PWD Virgin Gorda	-	1,190
Baughers Bay Jetty	34,352	150,484
Anegada Water Supply	-	63,669
Beef Island Expansion (Runway)	10,121	(129,262)
Fire Tender	30,971	19,524
National Sewerage Programme	338,250	4,470,171
Anegada Public Facility	-	12,439
Civil Works Mitigation	3,188,645	830,495
Sea Cows Bay Sidewalks	64,158	258,180
Bridge 7th District	5,100	330,358
Sea Cows Bay Harbour Development	30,995	463,261
Public Infrastructure Rehabilitation	1,583,222	10,688
Road Construction	2,121,801	1,559,696
Water/Sewerage Network Improvement	418,054	961,650
Road/Infrastructure Maintenance	-	31,972
Harbour/Port Development	30,789	218,589
Electrical Utility	1,550,456	5,938
Facility Construction	379	500
Facilities Upgrade/Maintenance	26,979	-
Heavy/Equipment/Vehicle Purchase	51,385	293,140
Land Compensation	5,491	-
Ghut Training (Huntum's Ghut)	267,634	-
Information Technology (IT) Development	190,025	314,126
Total Ministry Communications & Works	<u>12,373,204</u>	<u>14,863,364</u>
Miscellaneous		
CDB SDF Assessment	233,635	-
Equity Contribution - Electricity Corporation	-	4,360,000
Special Projects	35,934	417,713
DBVI/CDB Student Loan Scheme	400,000	200,000
Housing Development Project	401,206	395,000
Total Miscellaneous	<u>1,070,775</u>	<u>5,372,713</u>
Total Development Fund Expenditure	<u>54,154,306</u>	<u>59,800,536</u>

Appendix E

SCHEDULE OF CONTINGENT LIABILITIES

Statutory Board / Authority	Lending Agency	Balance at 31/12/2008
BVI Electricity Corporation		\$
Electricity Expansion Loan	Caribbean Development Bank	42,330
Electricity Expansion Project	B.V.I Social Security Board	-
Electricity Power Development	Banco Popular de Puerto Rico	23,506,267
Development Bank of the VI		
Consolidated Line of Credit 4	Caribbean Development Bank	245,408
Consolidated Line of Credit 5	Caribbean Development Bank	-
Mortgage Finance	Caribbean Development Bank	324,127
Global Line of Credit	European Investment Bank	-
Revolving Line of Credit	Banco Popular	2,000,000
BVI Port Authority		
BVI Port Development	European Investment Bank	313,090
Scholarship Trust Fund Board		
Student Loan 3	Caribbean Development Bank	-
Student Loan 4	Caribbean Development Bank	260,727
Student Loan 5	Caribbean Development Bank	1,500,000
TOTAL		<u>28,191,949</u>

Main source of information:

Virgin Islands Recurrent Budget Estimates of Revenue and Expenditure for 2009.

The balances shown at 31/12/08 are intended to represent sums outstanding from amounts actually drawn down.

APPENDIX F

CONTRACTS ISSUED IN 2008

Min/ Dept	Cnt #	Contractor	Description	Amount \$
Deputy Governor's Office				
DGO	1	Dr. Haldane Davies	Consultant for the Service Charter initiative	7,000.00
DGO	2	Systems Engineering Ltd	New Commercial Court Bldg-Structural Survey	9,680.00
DGO	3	Hurd Rolland Partnership	New Commercial Court Bldg-Feasibility Study	£5,054.00
DGO	4	Joma Properties Development	Steel piles and conical driving shoes	47,863.56
DGO	5	D&B Trucking Ltd	New Commercial Court Bldg-Demolition Works	71,000.00
DGO	6	WELLS' Contractors Co. Ltd	Reconfiguring Civil Registry at Burhym Bldg.	12,000.00
DGO	7	Collin Maduro of WCW Const.	Renovating Old Red Cross Bldg.- McNamara	35,926.73
DGO	8	Meridian Construction Company	New Commercial Court Bldg-Install steel piles	55,890.00
DGO	9	Caribbean Security Limited	Night vision cameras for Magistrate Court	18,838.00
DGO	10	Kelvin Smith	Consultancy for Archives	9,378.00
DGO	11	Systems Engineering Ltd	New Commercial Court Bldg- Professional Services	29,600.00
DGO	12	D&B Trucking Ltd	New Commercial Court Bldg-Demolition works	99,670.00
DGO	13	Caribsupply (Tortola)Limited	Fire Containment equipment for Archives	30,972.94
DGO	14	Boynes Welding	Gate and Iron Fence at Judge's residence	72,157.50
DGO	15	Boynes Welding	Gate and Iron Fence at Judge's residence	72,157.52
DGO	16	Caribbean Security Limited	Security cameras at the 2 Judges' residences	24,364.00
DGO	17	Caribbean Security Limited	Security cameras Senior Magistrate residence	23,464.00
DGO	18	Smith Gore Overseas Limited	Consultancy on Government Office Space	30,000.00
Premier's Office				
PO	1	Gene Hodge Construction	Works & materials for AO Shirley Track	33,872.50
PO	2	KM Construction Co/Keith Malone	Security fence for track-A.O.Shirley Grounds	27,250.00
PO	3	Uriel Smith	Work on Bohios & benches for beaches on VG	12,952.21
PO	5	Dawson Wells Consulting Engineers	Assess building on Culinary Arts Centre site	12,000.00
PO	6	Island Services (BVI)	Reconfigure work Stations - Premier's Office	12,530.30
PO	7	Eugene Hodge/ Exotic Landscaping	Maintaining landscaping on Highway	2,500.00
PO	8	Accurate Construction	Replace roof on Mr. Persiuss Penn home	42,757.50
PO	9	OBM Limited (BVI)	Configure Space for Immigration & GIS	29,940.00
PO	10	Wesley Penn/ WOLVAADD	Retaining wall & drainage Greenland	22,927.09
PO	11	Roy's Dry Wall	Demolition of Old NPT Building	7,808.50
PO	14	KM Construction Co/Keith Malone	Retaining Wall Fischers Lane	14,610.40
PO	15	Accurate Construction	Additional for Low Income Home-H.Thomas	32,159.65
PO	16	Ground Works BVI	Sod and plants for warm up track -ESPS	88,750.80
PO	17	A.R Potter & Associates Ltd	Drawings for Anegada Marine Terminal	39,950.00
PO	18	A.R Potter & Associates Ltd	Drawings for Trellis Bay Terminal	59,960.83
PO	19	Judy Daniel	Drafting Regulations for Physical Planning Act	45,000.00

Min/ Dept	Cnt #	Contractor	Description	Amount \$
PO	20	Reuben Vanterpool	Restoration of the Ridge Road Murals	23,504.80
PO	21	Leonard's Construction	Statue base at Ellis Thomas Downs	34,958.39
PO	22	KM Construction Co/Keith Malone	Retaining wall at Enid Scatliffe Primary	16,900.00
PO	A-1	IKemba	Full Figure Statue of Elise Thomas	58,400.00
PO	A-2	IKemba	Full Figure Statue of Noel Lloyd	29,320.00
PO	A-3	IKemba	Full Figure Statue of Sir Olva Georges	32,000.00
PO	M1	Roger Downing & Partner Co.	New Commercial Court-Architectural Services	152,414.27
PO	M2	BCQS	New Commercial Court-Project Management	188,800.00
PO	M3	Hurd Rolland Partnership	New Commercial Court-Architectural Consultant	£76,550.00

Ministry of Education and Culture

ME&C	1	Caribbean Basin Enterprise (BVI)	Wastewater Pumps and Generator	36,832.50
ME&C	2	W & W Project Management	BFEC Lab Renovation - Project Management	16,600.00
ME&C	3	Wheatley Consulting /Charles Wheatley	Schools' Accreditation Consultancy	96,000.00
ME&C	4	Dr. Quincy Lettsome	Documenting History of Education in BVI	90,000.00
ME&C	5	Clarence Thomas	Procurement of Water Coolers	14,100.00
ME&C	6	W & W Project Management	Recreation Fields - Project Management	66,375.00
ME&C	7	Ellen Erwin	Reading specialist services for BFEC Primary	30,000.00
ME&C	8	KM Construction Co/Keith Malone	Resurfacing Long Bush basketball court	36,200.00
ME&C	9	Kade Potter	Rehabilitation of Capoon's Bay Field	57,792.00
ME&C	10	Ground Works BVI	Baugher's Bay Field - Rehabilitation	28,692.26
ME&C	11	Sandwise Limited	Baugher's Bay Field - Earth fill	42,150.00
ME&C	12	KM Construction Co/Keith Malone	Baugher's Bay Field - Geo-textile Fabric	24,150.00
ME&C	13	Bernard Pemberton Construction	Baugher's Bay Field - Plumbing	42,470.00
ME&C	14	ET'S Trucking, Drain & Road Cleaning	Baugher's Bay Field - Concrete Works	38,981.84
ME&C	15	JBF Construction & Heavy Equip	Baugher's Bay Field - Earthworks	54,036.80
ME&C	16	STO Enterprise	Professional Services - West End Park	71,000.00
ME&C	17	Quaker Welding	Fencing East End/Long Look Festival grounds	29,677.00
ME&C	18	KM Construction Co/Keith Malone	Fencing Road Town Festival grounds	28,087.50
ME&C	19	James Todman	Fencing Road Town Festival grounds	28,987.50
ME&C	20	Cameron's Excavation & Trucking	Repairs to the Leonora Delville Primary School	94,878.00
ME&C	21	JBF Construction & Heavy Equip	Repairs to the Francis Lettsome Primary School	58,624.70
ME&C	22	Eugene Donovan	Repairs to Isabella Morris Primary School	33,670.15
ME&C	23	I & S Construction Service	Fencing Carrot Bay Festival Grounds	40,160.54
ME&C	24	Cool Air Condition Ltd	Air condition units for Robinson O'neal PS	45,875.00
ME&C	26	Smart Mart Ltd	Lockers for Elmore Stoutt High School (300)	25,991.30
ME&C	27	Caribbean Basin Enterprise (BVI)	Class Room containers 3- Prison, CCEC, BFEC	90,750.00
ME&C	28	ET'S Trucking, Drain & Road Cleaning	Painting Alexandrina Maduro Primary School	32,618.60
ME&C	29	Cooper's CAD	Architectural design, V.G. Sporting Facility	94,400.00
ME&C	30	Cooper's CAD	Architectural design for roof- CC Educational Ctr.	26,000.00

Min/ Dept	Cnt #	Contractor	Description	Amount \$
ME&C	31	Dereck Marshall	Painting Althea Scatliffe Primary School	64,229.80
ME&C	32	Smart Mart Ltd	Swings at the Leonora Delville Primary School	10,958.36
ME&C	33	Jerome Frett	VG Multi-purpose Cmplx Civil & Structural design	60,000.00
ME&C	34	Jerome Frett	Civil & Structural design-Isabella Morris Primary	87,500.00
ME&C	35	ET'S Trucking, Drain & Road Cleaning	Repairs to Alexandrina Maduro PS-Tiling 3 rooms	11,157.30
ME&C	36	Alvin Hodge	Fencing and ghut cleaning at Isabella Morris PS	23,288.94
ME&C	37	Daniel Cline	Repairs to Ivan Dawson Primary School	40,860.00
ME&C	38	W.H.O.P Construction	Painting Willard Wheatley Primary School	25,091.00
ME&C	39	Carl Airconditioning	Air condition units Isabella Morris Primary	24,610.00
ME&C	41	CBB Enterprises (2004) Ltd	Security cameras-Leonora Delville Primary	14,050.00
ME&C	42	CBB Enterprises (2004) Ltd	Security cameras-Isabella Morris Primary	13,925.00
ME&C	A42	Judith E. Vanterpool	Consultancy-School Meals & Televised Homework	80,000.00
ME&C	43	Cameron's Excavation & Trucking	Repairs to the Leonora Delville Primary School	25,391.00
ME&C	44	Kerri-Ann Austin de Castro	Speech Therapist	84,000.00
ME&C	45	Gurvin Stoutt/or Janet Stoutt	Residential Dwelling Lease in West End	46,800.00
ME&C	46	Franklyn Hodge/ KB Art Studio	Mural on the Zoin Hill Wall	36,500.00
ME&C	48	CBB Enterprises (2004) Ltd	Furniture for Curriculum Dev. Office	72,769.00
ME&C	50	CBB Enterprises (2004) Ltd	Configuration of Curriculum Dev. Office	54,540.00
ME&C	51	Claude Ottley Consulting Ltd	Consultancy for Neighbourhood Partnership	98,400.00
ME&C	52	Jerry McCollin	Air condition units Ebenezer Thomas Primary	13,000.00
ME&C	53	Dawling Designs	Website Design for Min. of Education	99,250.00
ME&C	54	Rev. Selwyn L. Vanterpool	Counseling Services at Prison	12,828.75
ME&C	55	Rhedul Samuel O'neal	BFEC Science Lab Renovation	67,512.05
ME&C	56	Jerry McCollin	Air condition units Leonora Delville Primary	26,750.00
ME&C	57	Elton Charles	Tiling 4th Floor of Scatturn Building	25,711.50
ME&C	59	Vanguard Security Services & Supplies	Security system for Prison in Balsam Ghut	85,259.89
ME&C	60	Rodney Stevens/B & Sons Const.	Mounting a Trailer classroom at BFEC	27,098.60
ME&C	61	Kazemde Farrington	Repairs to Enis Adams Primary School	93,641.18
ME&C	62	Ian Turner	Consultancy on Prison Management/Operations	96,000.00
ME&C	63	A.R Potter & Associates Ltd	Architectural design & related works JVD PS	97,085.44
ME&C	64	Jerome Frett	Structural & Civil designs - JVD Primary School	87,500.00
ME&C	65	Smart Mart Ltd	Playground Equipment at Fahie Hill	70,874.08
ME&C	66	Carl Airconditioning	Air condition units Carrot Bay Gym (6)	37,240.00
ME&C	67	A.L. Trucking Service	Bregado Flax Ed. Ctr. Science Lab Renovation	51,518.00
ME&C	68	Onyx Ventures	Architectural design Esselyn Henley R Learning Ctr.	98,000.00
ME&C	69	Ephraim Penn	Consultancy for National Sports Policy	54,000.00
ME&C	70	Caribbean Basin Enterprise (BVI)	Cameras & Alarm system Hon Fahie Home	53,772.00
ME&C	71	CBB Enterprises (2004) Ltd	Security Configuration for Min. Education	26,285.00
ME&C	A1	Belsadys Donovan	Reading specialist services - IMPs & IDPS	30,000.00
ME&C	A-2	Delores Kirk	Consultancy for Review of Education System	164,666.00

Min/ Dept	Cnt #	Contractor	Description	Amount \$
ME&C	M-1	Caribbean Security Ltd.	Fire Safety Equipment & services for Prison	153,168.00
ME&C	MA1	Caribbean Basin Enterprises	Wastewater Treatment Equipment Balsum Ghut	374,522.00

Ministry of Health and Social Development

MH&SD	1	Medical Equipment Solutions Intl	Procurement of Medical equipment	67,500.00
MHSD	A-1	Ernest George	Purchase of .5 acre land in VG with Building	1,123,000.00
MHSD	A-3	Althea Kellman	Survey on Chronic Diseases in BVI	18,000.00
MHSD	M-1	Crowley Caribbean Services	Shipment of Disassembled Incinerator Plant	227,296.00

Ministry of Natural Resources and Labour

MNR&L	1	Ernest Rymer	Fisherman Boat Ramp at Brewers Bay	39,642.69
MNR&L	2	Mirsand Town Planning & Architects	Johnson Ghut, Drainage System Design	75,816.32
MNR&L	3	STO Enterprise	Johnson Ghut, Drainage Quantity Surveying	55,139.14
MNR&L	4	Mirsand Town Planning & Architects	Johnson Ghut, Design for Road/Boulevard	62,031.53
MNR&L	5	Leroy Frett	Johnson Ghut, Storm Drainage Phase 1A	78,496.83
MNR&L	6	Alcedo Hodge	Johnson Ghut, Storm Drainage Phase 1-B	78,356.85
MNR&L	7	Terrance Malone	Johnson Ghut, Storm Drainage Phase 1-C	78,356.58
MNR&L	8	Gregory Hodge/ G-Unit Const.	Johnson Ghut, Storm Drainage Phase 1-D	78,348.64
MNR&L	9	Leon George	Fisherman's Ramp Access, St. Thomas Bay	65,096.10
MNR&L	9	Hugh Blyden	Johnson Ghut, Storm Drainage Phase 1-E	78,348.64
MNR&L	10	Junior Chiverton	Fisherman's Ramp in-water portion	56,242.80
MNR&L	11	Leon George	Fisherman's Ramp Access, St. Thomas Bay	65,096.10
MNR&L	12	George Malone Construction	COR Station shed at Fort Charlotte, Tortola	58,973.80
MNR&L	15	Nat-Nat Enterprises	Johnson Ghut, Storm Drainage Phase 1-F	55,693.70
MNR&L	16	Frederick Jacobs	Johnson Ghut, Storm Drainage Phase 1-G	89,986.84
MNR&L	17	Hipolito D. Penn/ D&R Heavy Equip.	Johnson Ghut, Storm Drainage Phase 1-H	93,031.38
MNR&L	18	Ronald Smith/ Action Const.	Johnson Ghut, Storm Drainage Phase 1-I	93,031.38
MNR&L	19	Junior Matthias	Johnson Ghut, Storm Drainage Phase 1-J	93,052.08
MNR&L	20	Joseph Frett	Johnson Ghut, Storm Drainage Phase 1-K	92,535.05
MNR&L	21	R.S Construction & Development	Johnson Ghut, Storm Drainage Phase 1-L	69,110.93
MNR&L	22	Kade Potter	Johnson Ghut, Storm Drainage Phase 1-M	91,307.04
MNR&L	23	Edwin Adams	Design/engineering etc.- Road Town Market	74,275.20
MNR&L	24	Roy Pickering/ R & F Const.	Johnson Ghut, Storm Drainage Phase 1-N	92,535.05
MNR&L	25	Almega Construction	Johnson Ghut, Storm Drainage Phase 1-O	99,933.76
MNR&L	26	Alcedo Hodge	Johnson Ghut, Storm Drainage Phase 1-P	99,856.74
MNR&L	27	Gregory Hodge/ G-Unit Const.	Johnson Ghut, Storm Drainage Phase 1-Q	99,856.74
MNR&L	28	Alcedo Hodge	Johnson Ghut, Storm Drainage Phase 1-A1	67,372.05
MNR&L	29	Roy Pickering/ R & F Const.	Johnson Ghut, Storm Drainage Phase 1-T	99,856.74
MNR&L	30	Derrick Varlack/ Gemini Const.	Johnson Ghut, Storm Drainage Phase 1-O	99,933.76
MNR&L	31	Gene Hodge Construction	Johnson Ghut, Storm Drainage Phase 1-Y	99,856.74
MNR&L	32	Ronnie Fahie	Johnson Ghut, Storm Drainage Phase 1-L	69,110.95

Min/ Dept	Cnt #	Contractor	Description	Amount \$
MNR&L	33	Winfred & Geoffery Collin Maduro	Johnson Ghut, Storm Drainage Phase 1-U	99,856.74
MNR&L	34	WDMO Group Limited	Johnson Ghut, Storm Drainage Phase 1-Z	92,945.61
MNR&L	35	Benn's Welding Co. Limited	Johnson Ghut, Storm Drainage Phase 1A2	45,655.00
MNR&L	36	Ronald Smith/ Action Const.	Johnson Ghut, Storm Drainage Phase 1-AA1	68,199.67
MNR&L	37	Hugh Blyden	Johnson Ghut, Storm Drainage Phase 1-AA2	68,199.67
MNR&L	38	Gregory Hodge/ G-Unit Const.	Johnson Ghut, Storm Drainage Phase 1-AB	99,856.74
MNR&L	39	F&J Construction	Johnson Ghut, Storm Drainage Phase 1-AC	99,856.74
MNR&L	40	SAK Heavy Equipment	Johnson Ghut, Storm Drainage Phase 1-AD	99,856.74
MNR&L	41	Ronnie Fahie	Johnson Ghut, Storm Drainage Phase 1-AE	89,313.81
MNR&L	42	Frederick Jacobs	Johnson Ghut, Storm Drainage Phase 1-AF	99,729.25
MNR&L	43	Alwin Garraway	Johnson Ghut, Storm Drainage Phase 1-AG	99,856.74
MNR&L	44	C&E Construction	Johnson Ghut, Storm Drainage Phase 1-AH	89,313.81
MNR&L	45	Raymond Mercer	Johnson Ghut, Storm Drainage Phase 1-AI	98,495.96
MNR&L	46	K D Construction	Johnson Ghut, Storm Drainage Phase 1-AJ	99,797.26
MNR&L	47	Bert's Trucking and Heavy Equip.	Cutting & Clearing roadsides Anegada	76,000.00
MNR&L	48	Bassue Enterprises	Johnson Ghut, Clearing trees and debris	38,266.29
MNR&L	49	Terrance Malone	Johnson Ghut, Storm Drainage Phase 1-AM	98,460.50
MNR&L	50	Gregory Hodge/ G-Unit Const.	Johnson Ghut, Storm Drainage Phase 1-An	98,541.63
MNR&L	51	C&E Construction	Johnson Ghut, Storm Drainage Phase 1-AO	98,460.50
MNR&L	52	JBF Construction & Heavy Equip.	Johnson Ghut, Storm Drainage Phase 1-AP	98,541.63
MNR&L	53	Crabbe Construction Limited	Johnson Ghut, Storm Drainage Phase 1-AQ	98,460.50
MNR&L	54	Burton Chalwell Surveying	Surveying Crown land/creating lots in Anegada	100,000.00

Ministry of Communications and Works

MCW	A-1	Tortola Concrete	Concrete for Retaining Wall -Jason Fahie	20,070.00
MCW	A-2	Parts and Power Ltd.	Industrial Generator for PWD	16,868.50
MCW	A-3	Mendez Brunner, Badillo	Refurbishing Min C&W	85,000.00
MCW	A-4	Mendez Brunner, Badillo	Removal of Roofing Admin Complex	42,500.00
MCW	A-5	HTA Caribbean	Review work on EE/LL immediate Action Plan	48,000.00
MCW	A-6	CBE Engineering Associates Ltd	Feasibility Study- Wastewater Facility EE/ LL	87,655.00
MCW	A-7	Chem Tron	Sanitizing supplies	35,189.00
MCW	A-8	Chem Tron	Brow Tabs Pails	6,246.00
MCW	A-10	VANguard Security Services /Supplies	Access Controls for Facility Management Unit	8,855.69
MCW	A-11	Virgin Islands Motors	2008 Trailblazer for MCW	28,900.00
MCW	A-12	BCQS	Structural Survey Dwight Leonard Retaining Wall	3,500.00
MCW	A-14	D&B Trucking & Trailer Hauling	Lifting Chiller to Admin Complex	10,000.00
MCW	A-15	COBEX International	Autodesk Software	22,830.00
MCW	A-16	GDM Lindex Ltd.	Supplies	9,732.00
MCW	A-17	Kerry Thomas	Hire of Water Truck	8,400.00
MCW	A-18	Secondman's Crane & Trucking	Transportation of parts for Wastewater plant	9,000.00
MCW	A-19	Nathaniel Penn	Upgrade Power lines at Admin Complex	64,694.00
MCW	A-20	Caribbean Basin Enterprises	Generator rental for RT Sewerage Pump Station	17,750.00
MCW	A-21	Luis Gonzalez	Internal Air Quality Project	27,450.00

Min/ Dept	Cnt #	Contractor	Description	Amount \$
MCW	A-22	J&L Trucking and Excavating	Cutting Road Upper Hope Estate	26,092.25
MCW	A-23	Caribbean Basin Enterprises	Grinder Pumps Qty 8 & Control Panels Qty 6	52,700.00
MCW	A-24	Clarence Thomas Ltd	Concrete Pipes for Hannah's Project	35,961.00
MCW	A-25	Mendez Brunner, Badillo	Architects service for Retrofitting Handrails	20,500.00
MCW	A-26	Mendez Brunner, Badillo	Logistics layout & Coordination at Admin Complex	61,200.00
MCW	A-27	The Boyd Group	Aviation Consultation for Airport Authority	29,925.00
MCW	A-28	Singer Valve Inc.	Purchase of Pressure reducing valve	10,634.64
MCW	A-29	Ray Harrigan	Fill material for Minton Hill Reservoir Upgrade	12,000.00
MCW	A-30	Enchantment Holding Ltd	Excavate Trench for Pipe Laying	10,000.00
MCW	A-31	Systems Engineering Ltd	Professional Services-Drainage Solution	55,000.00
MCW	A-32	Texas Engineering Extension Service	Basic Training for 6 Fire & Rescue Recruits	28,500.00
MCW	A-33	Anegada Concrete Products	Ready mix fiber concrete for Anegada Roads	66,990.00
MCW	A-35	Systems Engineering Ltd	Professional Services – Collapsed retaining wall	19,100.00
MCW	A-36	BVI Pavings Ltd	Overlaying Road with Construction Material	550,500.00
MCW	A-37	D&C Construction	Supervising Road Construction -Anegada	74,637.58
MCW	A-38	Ove Arup & Partners Int. Ltd	New De-sal and Wastewater treatment scheme	£36,965.00
MCW	MA/1	Tortola Concrete Products	Concrete & Services for Anegada Road Works	1,221,661.00
MCW	M1	Trane Puerto Rico Inc	Air Cooled Chiller Unit for Admin Complex	262,500.00
Ministry of Finance				
MOF	1	KECA Heavy Equipment Rental	Clearing Animal Water Holes on Anegada	23,621.00
MOF	4	Caribbean Security Ltd	Metal Detectors for Ports of Entry	39,930.00
MOF	6	Boynes Welding	Rails and Gutter Grills at Crablott Road	25,860.00
MOF	7	Wheatley Construction Ltd	Renovate and Furnish Ministry of Finance	246,945.96
MOF	M1	Ascent Software Ltd	Postal Counter Automation	184,195.00
MOF	M2	VG Builders Ltd	Construction of Virgin Gorda Admin Building	1,050,824.00
Public Works Department				
PWD	1	Cleo Foster Williams/Diamond Const.	Retaining Wall extension by Ruben Vanterpool	48,545.87
PWD	2	David Todman	Road Paving George's North Side at Tattoo's	19,997.24
PWD	3	Sugar Apple Group	Civil Works retaining wall & road-Slaney	22,423.85
PWD	4	Dereck Selvin Christopher	Retaining Wall & Reinstating Road-Slaney	47,207.27
PWD	5	Junior Matthias	Retaining & Block Wall by Derek Marshall's	48,018.60
PWD	8	Rajah Smith/ No Limit Const.	Road Paving by the Horse Track	42,619.51
PWD	9	Shane Winter	Road Paving by the Horse Track	42,619.51
PWD	10	F-Construction (Franklyn Penn)	Road Improvement at North Road, Virgin Gorda	56,519.57
PWD	11	Liston Fahie	Retaining Wall by Shane Winter-Long Trench	22,865.57
PWD	12	Wallace Leonard	Road Paving at Shepherds Hill	27,112.52
PWD	13	Sand Wise Ltd	Works on collapsed wall near Dwight Leonard	24,700.00
PWD	14	Kevin Steven / The Yard Const.	Road Improvement at North Road, Virgin Gorda	56,519.57
PWD	15	Rodney Simmonds/LMR Const.	Box Drain Development - Huntums Ghut	50,640.94
PWD	16	Dean Simmonds/Simmonds Const.	Box Drain Development - Huntums Ghut	50,640.94

Min/ Dept	Cnt #	Contractor	Description	Amount \$
PWD	17	Darwin Jennings	Road Paving at Josiah Bay	28,821.16
PWD	18	Aubrey Freeman	Road Paving at Long Trench by Wolf's house	15,715.44
PWD	19	Leroy Frett	Road Paving & Drainage at Belle Vue	58,630.68
PWD	20	Roy Pickering/ R & F Const.	Road Paving & Drainage by Barbara Pickering	51,243.02
PWD	22	I & A Construction(Ishmael Scatliffe)	Road Paving by Marcia Stoutt - Long Bush	31,169.37
PWD	23	Kenneth Fraser	Road Paving by the Horse Track	42,619.51
PWD	24	Jack & Brice Brodie/ Almega Const.	Road Paving at Shepherds Hill	42,790.26
PWD	25	Lemuel Smith	Civil Works near Marcia Stoutt Residence	15,599.75
PWD	26	Allen George	Drainage Solution by Thelma's Hideout	20,201.52
PWD	27	Ray Harrigan	Road Improvement at North Road, Virgin Gorda	56,519.57
PWD	28	Granville Blyden/Neighbourhood Const	Drainage Solution Road Reinstatement - Ghetto	23,606.86
PWD	29	Wallace Leonard Sr	Road Paving at Shepherds Hill	38,615.51
PWD	30	Ronald Smith	Box Drain by Fletcher & Ethlyn's Residence	19,837.27
PWD	31	E&K Concrete Pumping & Const.	Paving Access Road near Yvonne Flores	27,951.33
PWD	32	James Todman	Box Drain Development - Huntums Ghut	50,640.94
PWD	33	Felipe Smith	Retaining Wall & Reinstating Road -Slaney	47,873.93
PWD	34	Alford Maduro	Trim and Clean roadside (Mayaba)	9,236.00
PWD	35	Allen Cameron	Trim and Clean roadside (Romney Park)	6,872.00
PWD	36	Ashley Turnbull	Trim and Clean roadside (Meyer's Area)	8,160.00
PWD	37	Clarence Daniel	Trim and Clean roadside (Jennings Hill)	14,042.00
PWD	38	Clifford Henley	Trim and Clean roadside (Horse Path)	5,291.00
PWD	39	Dennis Callwood	Trim and Clean roadside (West End)	6,442.00
PWD	40	Franklyn Brewley	Trim and Clean roadside (Horse Path)	7,721.00
PWD	41	Gerald Smith	Trim and Clean roadside (Soilder's Hill)	11,078.00
PWD	42	Glanville Christopher	Trim and Clean roadside (Round Tree)	5,055.00
PWD	43	Herman Christopher	Trim and Clean roadside (Fahie Hill)	8,885.00
PWD	44	Howard Matthias	Trim and Clean roadside (Sea Cow's Bay)	6,075.00
PWD	45	Irvy Turnbull	Trim and Clean roadside (Fahie Hill)	9,169.00
PWD	46	James Fahie	Trim and Clean roadside (Belle Vue)	5,720.00
PWD	47	James L. Callwood	Trim and Clean roadside (Windy Hill)	15,454.80
PWD	48	Joseph Christopher	Trim and Clean roadside (Mount Healthy)	7,882.00
PWD	49	Louis Lettsume	Trim and Clean roadside (Long Look)	11,965.20
PWD	50	Micheal Leonard	Trim and Clean roadside (Luck Hill)	9,144.00
PWD	51	Olivia Hamm	Trim and Clean roadside (Free Bottom)	6,480.00
PWD	52	Perry Leonard	Trim and Clean roadside (Fortuna Ghut)	15,434.00
PWD	53	Reginald Smith	Trim and Clean roadside (Brewer's Bay)	9,655.00
PWD	54	Rufus Dawson	Trim and Clean roadside (Bound Tree)	9,400.00
PWD	55	Syrus Penn	Trim and Clean roadside (East End Bridge)	9,900.00
PWD	56	Vernon Smith	Trim and Clean roadside (Sea Cow's Bay)	13,242.00
PWD	57	Warren Smith	Trim and Clean roadside (Johnson Ghut)	3,520.00

Min/ Dept	Cnt #	Contractor	Description	Amount \$
PWD	58	Wilfred Benders	Trim and Clean roadside (Anegada)	5,905.20
PWD	59	William Barry	Trim and Clean roadside (Pleasant Valley)	12,995.00
PWD	60	William Industrious	Trim & Clean roadside (Cane Garden Bay)	2,720.00
PWD	61	Claudius Wheatley/ C&E Const.	Road Paving by Naomi Turnbull Residence	35,996.50
PWD	62	Wellington Martin	Box Drain Development - Huntums Ghut	50,640.94
PWD	63	KM Construction Co/Keith Malone	Box Drain Development - Huntums Ghut	50,640.94
PWD	64	Leon George	Road Improvement at North Road, Virgin Gorda	56,519.57
PWD	65	Ronnie Fahie	Retaining Wall and Road Paving at Fort Hill	32,195.34
PWD	66	Kinnell Turnbull	Civil Works for Road Paving at Shepard's Hill	10,867.50
PWD	67	Lloyd Frett/ SAK Heavy Equip	Road Paving at Steven's Land	31,412.78
PWD	68	Rodney Stevens/ B& Sons Const.	Road Paving at Handsome Bay	30,426.24
PWD	69	Elroy Franklyn	Retaining & Block Wall by Vincent Payne	40,918.04
PWD	70	Autland Heavy Equipment Co.	Civil works for Road Paving at Hodge's Creek	32,954.40
PWD	71	Leyon Jack/ R&L Construction	Road Paving, Kerb, slipper at Hodge's Creek	37,832.70
PWD	72	Nicolas Scatliffe	Road Paving & Drainage Solution -Belle Vue	58,630.68
PWD	73	Mackenzie Turnbull	Road Paving & Kerb & slipper - Hodge's Creek	37,832.70
PWD	74	Derrick Varlack/ Gemini Const.	Retaining Wall w/ drainage - Daniel Cline Apts	9,281.24
PWD	75	Asif Glasgow	Civil Works for Road Paving- Baker's Bay, JVD	25,663.40
PWD	76	Alexander Thomas/Thomas Const.	Road Paving at Steven's land	31,361.18
PWD	77	Mark Simmonds Construction	Box Drain Development - Huntums Ghut	50,640.94
PWD	78	Eaun Fonseca/Bengie & Bengie Const.	Drainage Solution by Fatima Fashion-Road Town	17,471.72
PWD	79	Eugene Donovan	Road Paving at Frenchman's Cay	47,094.69
PWD	80	James Elroy	Road Paving by DeCastro,- Albion	54,071.51
PWD	81	Alwin Garraway	Road Paving at Mount Healthy	21,282.48
PWD	82	Patrick Caul/ First Sons Const.	Road Paving at Handsome Bay	30,426.24
PWD	83	F-Construction (Franklyn Penn)	Road Paving Black Ridge, Coppermine Point	23,239.20
PWD	84	Ian Phipps/ P&P Construction	Road Paving & Kerb & slipper - Hodge's Creek	37,832.70
PWD	85	Hipolito D. Penn/ D&R Heavy Equip	Road Paving & Kerb & slipper - Hodge's Creek	37,832.70
PWD	86	Roadside Equip. Service/Wayne Todman	Clear Roadsides Baugher's Bay to Sea Cow's Bay	65,003.52
PWD	87	John Nibbs	Road Paving by Alcedo Hodge-Sea Cow's Bay	45,089.37
PWD	88	Morrison Wattley/Wattley's Enterp.	Smoke & Fire Restoration/Cleaning-Magistracy	75,644.69
PWD	89	Kelvin Thomas/ Cool Air Condition	Upgrade of the HVAC System for Magistracy	33,448.26
PWD	90	Jerome Christopher/JC's Const.	Road Paving by Roger Mactavious Residence	22,724.69
PWD	91	Daniel Cline/ D&C Construction	Retaining Wall at Mrs Lydia Cline's house CGB	30,890.50
PWD	92	Claudius Wheatley/C&E Const.	Road Paving by Renard Phillips-Belle Vue	60,433.19
PWD	93	Eric Donovan-Turnbull/Quad A Const.	Road Paving & Drainage Solution -Belle Vue	68,851.31
PWD	95	Boycie Fahie Construction	Road Paving, Kerb & slipper at Hogde's Creek	37,832.70
PWD	96	Ronald Smith	Road Paving by Primrose Garden	37,435.72
PWD	97	Cromwell Forbes	Retaining Wall by Johnny Hassan	38,217.95
PWD	98	Rudolph George	Road Paving by Grayham Batson on JVD	38,782.31
PWD	99	Melvin Christopher	Drainage Solution near Anderson/Brewers Bay	22,795.31

Min/ Dept	Cnt #	Contractor	Description	Amount \$
PWD	101	Ifield Hodge	Retaining Wall by Deanna Richardson	35,316.50
PWD	102	Ifield Hodge	Retaining Wall opposite Kingdom Hall Huntums Ght	34,755.42
PWD	103	Rodney Stevens/ B and Sons Const.	Road Paving at Handsome Bay	49,182.05
PWD	104	Patrick Caul/ First Sons Const.	Road Paving at Handsome Bay	49,182.05
PWD	106	Clarence Vanterpool	Road Paving by Guedo King, Chalwell Estate	37,982.20
PWD	107	Wesley Penn/ WOLVAADD Corp.	Drainage Solution by Grethel Stoutt Restaurant	22,378.05
PWD	108	Patrick Caul/ First Sons Const.	Road Paving at North Valley, Virgin Gorda	32,839.06
PWD	109	F-Construction (Franklyn Penn)	Road Paving & drainage by Franklyn WaltersVG	74,466.53
PWD	110	Sugar Apple Group	Road Paving at Tredfalls near Roy Barry	37,347.11
PWD	111	Nat-Nat Enterprises	Road Paving by Hanley Estate-Primrose Garden	56,056.52
PWD	112	Rajah Smith/ No Limit Const.	Catchment/Road Paving by Hanaro Christopher	34,803.14
PWD	113	Rajah Smith/ No Limit Const.	Road Paving at Tredfalls by Roy Barry	24,734.89
PWD	114	Khoy Frett	Road Paving/Drainage by Perry Smith-Belle Vue	58,630.68
PWD	115	Ronald Smith/ Action Const.	Road Paving by Marcia Stoutt - Long Bush	30,499.84
PWD	116	David Smith/ Tiger Construction	Road Paving at Hodge's Creek	37,832.70
PWD	117	Fraser Incorporated	Remedial works for drainage-Hannah's Estate	47,150.55
PWD	118	Noel Scatliffe	Retaining Wall at Dian Richardson Long Trench	50,369.20
PWD	119	Abraham Coakley	Road Paving at Old Hill Jost Van Dyke	73,719.66
PWD	120	Henry Francis	Retaining Wall at Harrigan by Roosevelt Shop	27,967.08
PWD	121	Abraham Coakley	Road Paving by water tank/Wickcom Corner,JVD	60,561.13
PWD	122	Gerld Chinnery	Road Paving by water tank/Wickcom Corner,JVD	60,561.13
PWD	123	Ever-Ready Trucking	Civil works by water tank-Wickcom Corner JVD	33,925.00
PWD	124	Urman Callwood	Road Paving by water tank/Wickcom Corner,JVD	60,561.13
PWD	125	Abraham Coakley	Road Paving by Abe's, Garner Bay JVD	48,718.03
PWD	126	Ever-Ready Trucking	Civil works at Garner Bay, near Abe's JVD	9,039.00
PWD	127	Urman Callwood	Road widening at Old Hill JVD	22,420.80
PWD	128	Triple L Construction	Road Paving/Kerb & slipper at Hodge's Creek	37,832.70
PWD	129	Abraham Coakley	Road Paving at Old Hill Jost Van Dyke	32,319.03
PWD	130	Ever-Ready Trucking	Civil works for Road Paving at Old Hill JVD	21,670.60
PWD	131	Antonio Martin	Road Paving water tank to Wickcom Corner	60,561.13
PWD	132	Allen Callwood Jr.	Road Paving water tank to Wickcom Corner	60,561.31
PWD	133	Allen Callwood Jr.	Road Paving at Old Hill Jost Van Dyke	41,400.63
PWD	134	John Barry	Retaining Wall by Roy Barry	78,384.29
PWD	135	Termac Construction	Road Paving at Haver's Estate	15,873.45
PWD	136	Alfredo Callwood	Road Paving/retaining wall, Little Harbour JVD	60,186.52
PWD	137	Wendell Callwood	Road Paving by Abe's at Garner Bay JVD	48,718.03
PWD	138	Wendell Callwood	Road widening at Old Hill Jost Van Dyke	39,767.23
PWD	139	C.W General Maintenance	Storm drainage -Greenland	44,298.00
PWD	140	Clement Caul General Const.	Road Paving at Nail Bay Development	55,499.46
PWD	141	Wayne Stoutt	Road Paving by Marcia Stoutt - Long Bush	31,734.25

Min/ Dept	Cnt #	Contractor	Description	Amount \$
PWD	142	Hugh Blyden	Road Paving by Una Thomas- Dungeon Road	14,820.22
PWD	143	Urman Callwood	Road Paving by Rose Turnbull- Bakers Bay JVD	40,964.15
PWD	144	Ronald Smith	Bridge Extension & Retaining Wall - Huntums Ghut	52,314.19
PWD	145	Fraser Incorporated	Road Paving at Nibbs Estate	54,107.73
PWD	146	H.F Building & Construction	Road Paving at Nibb's Estate	28,671.11
PWD	147	Clement Caul General Const.	Road Improvement at North Road, VG	56,519.57
PWD	148	James Todman Construction	Kerb & slipper by Linton Wheatley-Long Trench	12,975.57
PWD	149	Selvin Christopher	Road Paving at Nibbs Estate	51,653.86
PWD	150	Shane Winter	Road Paving at Nibbs Estate	49,166.87
PWD	151	Kenneth Fraser	Road Paving at Nibb's Estate	44,286.73
PWD	152	H.F Building & Construction	Retaining Wall by Johnny Hassan	28,548.45
PWD	153	Wendell Callwood	Retaining Wall Southside Jost van Dyke	73,249.83
PWD	154	Alfredo Chinnery	Road Paving at E. Chinnery -Baker's Bay JVD	28,033.95
PWD	155	Alwin Garraway	Retaining Wall by Colin Hanley-Primrose Garden	61,913.02
PWD	156	Claude George	Road Paving by Ashton McCall	35,079.83
PWD	157	Eric's Trucking & Construction	Road Improvement at North Road, VG	56,519.57
PWD	158	Alcedo Hodge Building Dev.	Retaining Wall by Nichol's Bar-Brewer's Bay	75,420.16
PWD	159	Edward Freeman	Driveway by Theodore Skeete's home	14,777.56
PWD	160	Melvin Fraser	Road Paving at Tredfalls by Roy Barry	17,511.28
PWD	161	Kevin Steven / The Yard Const.	Road Paving, North Valley, Bianca Penn VG	14,854.78
PWD	162	Fraser Incorporated	Duff's Bottom Drainage Solution -Metal Grating	73,111.25
PWD	163	Nat-Nat Enterprises	Kerb & Slipper by Linton Wheatley-Long Trench	13,205.37
PWD	164	Randolph Mactavious	Duff's Bottom Drainage Solution -Box Drainage	55,331.45
PWD	165	Ernest Rymer	Road Paving at Ballast Bay near Blyden	39,824.39
PWD	166	Metro Construction	Road Paving by Marcella Jennings-Sabbath Hill	50,181.40
PWD	167	Alwin Garraway	Road Paving & Parking lot by Percy Williams-Butu	44,041.78
PWD	168	Kevin Steven / The Yard Const.	Road Improvement at North Road, VG	56,519.57
PWD	169	Louis Frett	Road Paving by Eileen Parsons-Belle Vue Estate	32,146.07
PWD	170	Danley Rymer	Road Paving by Mr. Blyden	50,251.78
PWD	171	Sugar Apple Group	Duff's Bottom Drainage - Box Drain Works	38,245.21
PWD	172	Ogan Baronville	Retaining Wall by B. Friday-Lower Estate	53,954.25
PWD	173	Austin Todman	Road Paving/Retaining wall-Upper Lower Estate	31,926.93
PWD	174	Allen Callwood Sr.	Road repair & stone wall, South side of JVD	22,054.13
PWD	175	Edward Freeman	Retaining Wall by Sylvia Lettsume-Spyglass Hill	70,984.79
PWD	176	Claudius Wheatley	Road Paving by Avery Smith	22,130.83
PWD	177	E&K Concrete Pumping & Const.	Road Rehabilitation byAutley Gumbs-Hannah's Est.	41,676.10
PWD	178	Hugh Blyden	Drainage Solution by People Shoe store	61,280.51
PWD	179	Rudolph George	Road Paving by water tank, JVD	60,561.73
PWD	180	Andrel Smith	Retaining Wall at Carrot Bay near Vernly Smith	74,405.46
PWD	181	Crabbe Construction Limited	Fencing at Hawk's nest by Franklyn Daley home	25,178.10
PWD	182	Dereck Selvin Christopher	Drainage Solution w/manholes-Hannah's Estate	53,976.87

Min/ Dept	Cnt #	Contractor	Description	Amount \$
PWD	183	Bee's Equipment Rentals	Civil Works for drainage at Hannah's Estate	50,393.00
PWD	184	Cromwell Forbes	Road Rehabilitation at Hannah's Estate	40,036.04
PWD	185	No Limit Construction	Road Paving & Manholes in Sea Cow's Bay	25,448.87
PWD	186	Hopkins Equipment Construction	Driveway & Civil Works for Retaining wall	22,111.57
PWD	187	Austin Todman	Drainage Solution by People Shoe Store	55,747.98
PWD	189	Roadside Equipment Services	Clear roadside Baugher's Bay to Sea Cow's Bay	35,210.24
PWD	190	Kelvin Thomas	Retaining Wall & Pavement-Hanley Estate	11,063.40
PWD	191	D&T Construction	Drainage Solution -Long Look Worship Centre	23,697.39
PWD	192	F-Construction (Franklyn Penn)	Cattle Traps at Nail Bay	29,829.85
PWD	193	GTL Construction	Road Paving at McNamara	41,853.81
PWD	194	ET's Construction	Road Paving at Long Trench by C&J Lucien	45,622.23
PWD	195	Lil Bits Construction/Wendell Creque	Excavator &Trucking Services - Anegada	101,650.00
PWD	196	AGS Construction	Road Paving at Nail Bay Development	57,444.11
PWD	197	L & S Construction	Road Paving by Naomi Turnbull - Long Trench	70,688.32
PWD	198	Allan Penn	Concrete Ramp for the East End Clinic	12,788.17
PWD	199	Doc's Construction	Paving at Nottingham Estate	35,057.00
PWD	200	Nehemiah's Construction Limited	Retaining Wall at Pockwood Pond	12,987.64
PWD	201	Randolph Francis/ R&F Const.	Road Paving by Setting Point, Anegada	38,208.06
PWD	202	James White/ Whites' Const.	Road Paving by Setting Point, Anegada	24,251.43
PWD	203	Jerome Emmanuel	Road Paving from the Airport to Loblolly Bay	22,042.97
PWD	204	Egbert Wheatley	Road Paving by Setting Point, Anegada	24,251.43
PWD	205	Lil Bits Construction/ Wendell Creque	Road Paving from the Airport to Loblolly Bay	22,042.97
PWD	206	Sydney Wheatley	Rehabilitation of Setting Point Dock amenities	37,956.90
PWD	207	Dean Wheatley	Rehabilitation of Setting Point Dock amenities	41,546.05
PWD	208	Rondel Smith/ Rondel's Const.	Road Paving by Pomato Point Restaurant	25,915.48
PWD	209	Launset Smith	Road Paving by Pomato Point Restaurant	25,915.48
PWD	210	Phil Vanterpool	Road Paving by Pomato Point Restaurant	25,915.48
PWD	211	Jerry Vanterpool	Road Paving by Pomato Point Restaurant	25,915.48
PWD	212	Roger & Jim White	Road Paving by the Setting Point, Anegada	48,502.86
PWD	214	Aubrey Levons	Rehabilitation of Setting Point Dock amenities	37,790.15
PWD	215	Damon Wheatley	Rehabilitation of Setting Point Dock amenities	40,705.40
PWD	216	Austin Todman	Drainage Solution, The Ghetto -Culvert Crossing	22,150.21
PWD	216	Darvin Vanterpool	Road Paving by Pomato Point Restaurant	25,915.48
PWD	217	Watson White	Rehabilitation of Setting Point Dock amenities	38,439.90
PWD	218	Neville Vanterpool	Road Paving by Pomato Point Restaurant	25,915.48
PWD	219	Kenneth Faulkner Jr	Rehabilitation of Setting Point Dock amenities	40,602.76
PWD	220	Ira Smith	Retaining Wall by Juliette Smith-Pockwood Pond	72,464.72
PWD	221	Lawrence Wheatley	Rehabilitation of Setting Point Dock amenities	42,302.18
PWD	222	Julian Vanterpool	Road Paving by Pomato Point Restaurant	25,915.48
PWD	223	Francis & Son	Road Paving from the Airport to Loblolly Bay	22,042.97

Min/ Dept	Cnt #	Contractor	Description	Amount \$
PWD	224	Fraser Incorporated	Drainage Solution by Autley Gumb's Residence	19,780.00
PWD	225	Darlene & Ivan Penn	Road Paving by Pomato Point Restaurant	25,915.48
PWD	226	Boycie Thomas	Road Paving at Nothingham Estate Phase 2	21,524.55
PWD	227	R&D Construction	Road Paving from the Airport to Loblolly Bay	22,042.97
PWD	228	George Malone Construction	Extend Retaining Wall & Fence by Fowl Man	6,260.43
PWD	229	Melvin Vanterpool	Rehabilitation of Setting Point Dock amenities	27,482.13
PWD	230	Ernest Faulkner	Road Paving from the Airport to Loblolly Bay	22,042.97
PWD	231	Wintson Penn	Road Paving at Nothingham Estate	35,057.00
PWD	232	Kerry Thomas	Road Paving at Nothingham Estate	21,524.55
PWD	233	Mark Simmonds Construction	Retaining Wall by Silvia Glasgow-Upper Dungeon	69,748.65
PWD	234	Eric Wheatley	Road Paving by Pomato Point Restaurant	30,604.72
PWD	235	Edward Freeman	Retaining Wall by Silvia Glasgow-Upper Dungeon	57,754.50
PWD	236	R&S Construction	Road Paving at Long Bay near Dave Parson	32,582.09
PWD	237	Kade Potter	Road Paving at Long Bay near Dave Parson	41,696.99
PWD	238	Granwell Vanterpool	Road Paving by Glanville Steven's-South Valley	40,509.21
PWD	239	Fraser Incorporated	Metal Grating by Mrs. Braithwaite-Sea Cow Bay	12,247.50
PWD	240	Alvin Hodge	Road Paving at Long Bay near Dave Parson	32,582.09
PWD	241	Lionel G. Smith	Road Paving by the Setting Point, Anegada	24,251.43
PWD	242	Nevin Parson	Road Paving at Long Bay near Dave Parson	32,582.09
PWD	243	Cyril Molyneaux	Road Paving at Long Bay near Dave Parson	32,582.00
PWD	244	Desmond Molyneaux	Road Paving at Long Bay near Dave Parson	32,582.09
PWD	245	Nat-Nat Enterprises	Road Paving by Althea Smith -Primrose Garden	53,433.14
PWD	246	Jacinto & Jaime Scatliffe	Road Paving by Althea Smith -Primrose Garden	31,796.93
PWD	247	Wallace Leonard	Road Paving at Thomas Land by Frank Daley	41,062.82
PWD	248	MacDonald Smith	Road Paving at Tower's West End by Roosevelt Jones	37,198.30
PWD	249	W.H.O.P Construction	Retaining Wall at Parham Town by Roy Stoutt	29,543.16
PWD	250	Louis Frett	Road Paving Long Trench by Phillipe Residence	35,164.24
PWD	251	R&F Construction	Road Paving at Quick Hill near Lynette George	45,991.15
PWD	252	Gemini Construction & Architectural	Road Paving at Quick Hill near Lynette George	38,665.30
PWD	253	Cedric Thomas	Storm Drainage Greenland Road Improvement	10,171.18
PWD	254	Autland Heavy Equipment Co.	Road Paving at Hedrington, Spring Ghut	68,642.79
PWD	255	Wallace Frett	Retaining Wall at Parham Town by Roy Stoutt	29,543.16
PWD	256	Quaker Welding	Drainage Solution at East End by Rite Breeze	9,033.71
PWD	257	Taris Hill Associated Limited	Drainage Solution at East End by Rite Breeze	17,907.00
PWD	258	KM Construction Co/Keith Malone	Painting of the Post Office Main Street	10,811.61
PWD	259	Metro Construction	Retaining Wall by J. Brewley-Primrose Garden	54,811.61
PWD	260	James Todman Construction	Box Drainage (Covered) - Huntum's Ghut	77,303.35
PWD	261	Anthony Frank Construction	Box Drainage (Covered) - Huntum's Ghut	77,303.35
PWD	262	Almega Construction	Road Paving Mount Healthy by Brice Brodie	34,759.84
PWD	263	H.F. Building & Construction	Retaining Wall by Catherine Bell-Sea Cow's Bay	66,087.05

Min/ Dept	Cnt #	Contractor	Description	Amount \$
PWD	264	C&E Construction	Road Paving at Harriet Hill by George Turnbull	54,983.46
PWD	265	Boycie Fahie Construction	Road Paving by G. Ritter-Freeman-Little Dix Hill	61,328.35
PWD	266	Oraldo Wheatley	Drainage Solution at East End by Rite Breeze	11,414.90
PWD	A-1	SOL St. Lucia Ltd. (BVI)	Gasoline 3000 gals	9,480.00
PWD	A-2	Skelton Baylot Limited	Rental of land at Fish Bay. Asphalt plant	10,800.00
PWD	A-3	Telstar Industries	Cold mix asphalt 1500 bags	20,625.00
PWD	A-4	SOL St. Lucia Ltd. (BVI)	Gasoline 3000 gals	10,050.00
PWD	A-5	SOL St. Lucia Ltd. (BVI)	Diesel 3000 gals	10,380.00
PWD	A-6	Delta Petroleum (Caribbean) Ltd	Gasoline & Diesel Supply (via 30 separate Agreements)	498,081.21
PWD	A-8	BVI Paving Company	Bitumen for Asphalt plant 3 tanks	14,108.79
PWD	A-10	Maxima One Inc.	Track pads, lock nuts, hub caps, etc.	7,878.88
PWD	A-11	Mahassa Backhoe Service	Backhoe Tires Quantity- 16	7,600.00
PWD	A-14	CBB Enterprises (2004) Ltd	Refurbishing Works at WSD	18,154.75
PWD	A-15	Tortola Concrete Ltd	Concrete for general maintenance	19,200.00
PWD	A-16	KP Electronics	Installation of PWD security gate	11,379.21
PWD	A-17	Carib Trans	Ocean freight for cold mix	9,237.00
PWD	A-18	Franklyn Penn	Preparing road surface for concrete	6,000.00
PWD	A-19	S & S Auto Repairs, Sales, Rentals	Parts and materials for repairs to GV0146	5,084.00
PWD	A-21	BVI Paving Company	Bitumen oil for asphalt - (2 tanks)	41,396.14
PWD	A-23	Chem Tron Adv Technologies	Mechanic Cleaning Supplies	5,376.25
PWD	A-27	Maxima One Inc.	Purchase of parts for workshop	6,370.00
PWD	A-28	Caribbean Basin Enterprises Inc	Traffic Paint (White and Yellow)	6,550.00
PWD	A-29	JRL Sales	Safety vests, signposts, no-parking signs	5,564.00
PWD	A-34	Alphonso Enterprise Ltd	Tires for PWD Store Stock Qty 5	10,800.00
PWD	A-35	BVI Paving Ltd	Bitumen oil for asphalt paving	20,698.07
PWD	A-37	COBEX International Inc.	Autodesk software	12,000.00
PWD	A-38	Boynes Welding & Inn works	Make & install grill & misc works	6,750.00
PWD	A-39	Ray Harrigan	Sand for retaining wall at Handsome Bay	7,000.00
PWD	A-40	Alphonso Enterprise Ltd	Tires for PWD Store Stock	5,115.00
PWD	A-41	Island Care Electronics	Purchase of Repeater & Phone Batteries	5,720.00
PWD	A-43	Caribbean Basin Enterprises	Supplies for PWD Traffic Unit	13,489.85
PWD	A-48	Telstar Industries	Cold Mix Asphalt 750 bags	20,625.00
PWD	A-50	Caribbean Basin Enterprises	Bitumen for Asphalt Plant 2 tanks	51,425.00
PWD	A-52	Island Care Electronics	Mobile Radios	13,525.00
PWD	A-53	Maxima One Inc.	Rear Differential Housing	6,425.00
PWD	A-55	BVI Paving Ltd	Bitumen Oil 2 Tanks	54,451.06
PWD	A-56	JRL Sales Inc	Traffic Paint (White and Yellow)	7,905.30
PWD	A-57	Carib Trans	Ocean Freight for Cold Mix	14,396.00
PWD	A-58	Skelton Quarry	Asphalt Production	20,000.00
PWD	A-60	Tortola Concrete Ltd	Base/Sub-base material	8,900.00
PWD	A-63	Caribbean Basin Enterprises	Thermoplastic material	12,248.00
PWD	A-65	Telstar Industries	Cold Mix 5000 bags	68,750.00
PWD	A-66	Williams & Williams Enterprises	Steel Sheets - 6	12,450.00
PWD	A-67	Tarris Hill Trading	Sand, Blocks, Cement, steel	12,410.00
PWD	A-68	Tortola Concrete Ltd	Road base & tarries	6,600.00
PWD	A-69	Skelton Quarry	Asphalt Production	48,000.00
PWD	A-70	Caribbean Basin Enterprises	Bitumen for Asphalt Plant 2 tanks	53,922.00


Min/ Dept	Cnt #	Contractor	Description	Amount \$
PWD	A-73	Chemicals Unlimited	Uniforms & Work Boots	20,847.25
PWD	A-76	KP Electronics	Install Security System	16,950.00
PWD	A-77	Calvin Smith	Paint exterior of Justice Smith Residence	7,854.50
PWD	A-78	Carib Trans	Ocean Freight for Cold Mix	33,500.00
PWD	A-79	R & L Construction	Fix Roof at DDM	23,479.50
Other Departments				
ATTY	A-1	Dion Clarke/Clarke Cleaning Services	Cleaning Services at Attorney General Office	22,750.00
AUD	1	LA Construction Ltd	Supply and Install Tiles 3 rd Floor Scattum Bldg	19,807.00
AUD	2	Liburd Electrical Services	Electrical Wiring for 3 rd Floor Scattum Bldg	7,155.00
AUD	1M	Island Services (BVI) Ltd.	Retrofitting 3 rd Floor Scattum Building	113,729.10
DE&C	1	Rudolph George	Maintenance at Jost Van Dyke School	8,400.00
DE&C	2	De Antonio George	Maintenance at Bregado Flax Educational Ctr	8,400.00
DE&C	3	De Antonio George	Maintenance at Bregado Flax Educational Ctr	9,000.00
DE&C	4	Roystin Harrigan	Maintenance at Robinson O'Neal Mem. School	8,400.00
CBN	A-1	Mendez Brunner, Badillo	Interior Architectural Space Planning-Cabinet	35,000.00
CBN	2	Wheatley Construction	Furniture and Filing System for Relocation	35,331.00
FMU	1	Nadia's Interior Designs	Xmas Decorating -Admin Complex & Grounds	22,952.52
FMU	A-4	Tandem Development Ltd	Soakaway at West Parking Lot Admin Complex	9,430.00
FMU	A-6	Carib Supply of Tortoal Ltd	Sapphire Fire Extinguisher	66,768.33
FMU	A-7	Gilbert Painting Contractor	Restoration and Refinishing outside Stairs	15,616.25
FMU	A-8	Joshua's General Maintenance	Miscellaneous Mtc. Services (Rails, concrete base etc.)	7,850.00
FMU	A-10	Boynes Welding	Maintenance on Air-condition vents & Support Stand	12,500.00
FMU	A-11	Penn Bros Inc	Dispose and Replace Air-conditioning Units	13,834.71
FMU	A-12	Tandem Development Ltd	Gravel at Admin Complex	5,980.00
POL	A-1	Miami Aviation Maintenance Co	Aircraft Service	52,842.50
SDD	1	Wheatley Construction Limited	Remodeling Bathrooms -Community Ctr EE/LL	17,560.00
SDD	2	Lennard Construction	Remodeling of Virgin Gorda Elderly Home	41,415.70
TRSY	A-1	Mendez Brunner, Badillo	Renovation Treasury	22,215.00
W&S	1	Herbert Francis	Cleaning Compound and Offices for 2 Years	67,600.00
W&S	2	Ifield Hodge	Relocating water mains at Great Mountain	22,325.64
W&S	2	Olga Rabsatt	Landscaping of Water and Sewerage Compound	6,600.00
W&S	3	JSS Limited	Dismantling Exoskeleton and Fiberglass panels	48,739.00
W&S	4	Kazemde Farrington	Maintaining Reservoir Compounds on Tortola	24,600.00
W&S	7	Jay Archibald	Weeding and Cleaning of Pumping Stations	8,280.00
W&S	A-1	Bernice Freeman	Lifting a set of meters to an approved height	1,760.00
W&S	A-3	Sugar Apple Group	Hydro Khan Hydraulic Hammer	28,000.00
W&S	A-4	Richard Stoutt	Cleaning Water & Sewerage Vehicles	9,120.00
W&S	A-8	Elster Amco Water Inc	Water Meters and Tail Ends	48,950.00

Notes to Appendix F

1. Some of the Contractors' names and the project descriptions have been shortened in the interest of space.
2. Numbers preceded with an "A" denote that the executed document took the form of an agreement. These have the same binding properties as a contract.
3. Skipped numbers result where contracts were cancelled before distribution or implementation. In the case of PWD's agreements the skipped numbers are, in most cases, the result of combining Delta Petroleum (Caribbean) Ltd.'s Agreements (6, 7, 9, 12, 13, 20, 22, 24, 25, 26, 30, 31, 32, 36, 42, 44, 45, 46, 47, 49, 51, 54, 59, 61, 62, 64, 71, 72, 74 and 75).
4. ATTY – Attorney General Chambers; AUD – Audit Department; DE&C – Department of Education and Culture; CBN – Cabinet Office; FMU – Facilities Management Unit; SDD – Social Development Department; TRSY – Treasury Department; W&S – Water and Sewerage Department.

GOVERNMENT OF THE VIRGIN ISLANDS
STATEMENT OF ASSETS AND LIABILITIES AS AT DECEMBER 31, 2008

<u>FUND BALANCES</u>		<u>ASSETS</u>	
Consolidated Fund		<u>Current Assets</u>	
Balance B/F	82,547,020	Advances and Current Accounts	1,583,420
Deficit 2008	(9,514,857)	Public Officers Advances	13,890,818
	73,032,163	Other Advances	283,574
		Current Accounts	15,757,812
Other Funds			
Development Fund	(37,265,267)	Investments	
Contingency	200,000	Certificates of Deposits & Savings	55,778,321
Emergency/Disaster Fund	4,382,776		
Transportation Improv Fund	1,669,213		
Car Loan Revolving Fund	640,171		
Debt Service Fund	100,000		
Loan Revolving Fund	100,000		
Pension Fund	6,799,555		
Repairs & Renewal	600,000		
Reserve Fund	5,557,414		
	(17,216,138)		
<u>LIABILITIES</u>			
<u>Current Liabilities</u>			
Deposits		Cash	
Postmaster	220,712	Cash at Banks	13,588,245
Other Deposits	29,087,641		
	29,308,353		
	85,124,378		
			13,588,245
			85,124,378



Note: This statement does not include the following:-
Public Debt as of 31st December 2008 amounting to US\$72,008,782

GOVERNMENT OF THE VIRGIN ISLANDS
ABSTRACT STATEMENT - 2008

RECEIPTS	Budget	Actual	Variance	PAYMENTS	B U D G E T			A C T U A L							
					Local Revenue	Development Aid & Grants	Loan	Total	Local Revenue	Development Aid & Grants	Loan	Total	Variance		
RECURRENT BUDGET															
Import Duties	33,850,000	32,959,268	990,732	Deputy Governor	43,353,400			43,353,400	40,232,816			40,232,816	3,220,584		
Taxes	48,895,000	43,713,430	5,181,570	Premier's Office	40,036,067			40,036,067	39,227,764			39,227,764	808,303		
Licences	10,102,000	9,690,615	411,385	Ministry of Finance	18,301,000			18,301,000	17,795,163			17,795,163	505,837		
Fines and Forefeitures	775,000	732,211	42,789	Ministry of Natural Resources & Labour	11,517,632			11,517,632	10,840,708			10,840,708	676,924		
Fees	17,945,000	18,047,871	(696,871)	Ministry of Education & Culture	48,367,799			48,367,799	43,462,125			43,462,125	4,905,674		
Sales	7,652,000	6,295,458	1,386,541	Ministry of Health & Welfare	40,251,291			40,251,291	38,971,929			38,971,929	1,279,362		
Rental	417,000	475,614	(58,614)	Ministry of Communication & Works	40,322,696			40,322,696	38,835,145			38,835,145	1,487,551		
Royalties	1,625,000	72,121	1,552,879	Pensions and Gratuities	10,866,600			10,866,600	9,058,004			9,058,004	1,808,596		
Investment Income	240,000	699,381	(459,381)	Public Debt	8,265,000			8,265,000	7,601,625			7,601,625	653,375		
Other Government Revenue	163,800,000	165,924,229	(2,324,229)	Miscellaneous	3,051,300			3,051,300	2,326,898			2,326,898	724,402		
				Funds Contribution	37,967,900			37,967,900	39,742,879			39,742,879	(2,174,979)		
Total Recurrent Revenue	284,605,000	278,560,199	6,024,801	Total Recurrent Expenditure	301,790,695			301,790,695	288,095,056			288,095,056	13,695,639		
CAPITAL BUDGET				CAPITAL BUDGET											
Local Revenue	32,667,900	35,342,879	(2,674,979)	Deputy Governor	2,753,673		7,342	2,761,015	662,994			662,994	2,098,021		
Loan	0	18,021,200	(18,021,200)	Premier's Office	4,045,451		363,832	4,429,283	1,633,799			1,633,799	2,795,484		
Grants	0	101,462	(101,462)	Ministry of Finance	3,392,127			3,392,127	1,800,299			1,800,299	7,841,828		
Investment Income	0	560,118	(560,118)	Ministry of Natural Resources & Labour	14,255,996		-64,131	14,201,865	11,136,682		21,696	11,158,378	3,043,287		
Revenue Other	1,000,000	200,000	800,000	Ministry of Education & Culture	6,693,254			6,693,254	3,219,488			3,219,488	3,443,766		
				Ministry of Health & Welfare	18,326,741			18,326,741	4,209,671			4,209,671	59,120,070		
				Ministry of Communication & Works	32,844,847		-25	32,844,822	11,128,993			11,128,993	12,373,204		
				Miscellaneous	1,611,711			1,611,711	1,070,775			1,070,775	540,936		
Total Development Revenue	33,667,900	54,225,657	(20,557,757)	Total Development Expenditure	83,933,800		327,018	87,048,320	34,659,901			34,659,901	52,388,419		
Total Recurrent Revenue	284,605,000	278,560,199	6,024,801	Total Recurrent Expenditure	301,790,695			301,790,695	288,095,056			288,095,056	13,695,639		
Grand Total Revenue	318,272,900	332,805,856	(14,532,956)	Grand Total Expenditure	385,694,495		327,018	473,069,623	322,954,957			322,954,957	150,820,461		
OTHER FUNDS:				OTHER FUNDS:											
Contingency Fund		646,008		Contingency Fund									618,008		
Emergency/Disaster Fund		1,076,352		Emergency/Disaster Fund									267,304		
Transportation/Improv Netwrok Fund		755,578		Transportation/Improv Netwrok Fund									950,000		
Car Loan Revolving Fund		28,664		Car Loan Revolving Fund									0		
Debt Service Fund				Loan Revolving Fund											
Loan Revolving Fund		2,200,000		Pension											
Reserve Fund		1,033,621		Public Debt											
Repairs & Renewal Fund		200,000													
DEPOSITS:				DEPOSITS:											
Postmaster		408,685		Postmaster									431,552		
Other		527,560,842		Other									503,116,202		
INVESTMENTS:				INVESTMENTS:											
Certificates of Deposits & Savings		8,953,923		Certificates of Deposits & Savings									31,555,466		
ADVANCES:				ADVANCES:											
Current Accounts		114,668		Current Accounts									125,942		
Public Officers		1,691,840		Public Officers									1,660,581		
Other		3,866,393		Other									12,840,440		
Total Receipts	881,345,150	881,345,150		Total Payments	881,345,150				881,345,150				881,345,150		
Cash Balance as at 1.10.08	26,051,952	26,051,952		Cash Balance as at 31.12.07	358,694,485				358,694,485				13,595,245		
Grand Total	907,407,102	907,407,102		Grand Total	907,407,102				907,407,102				907,407,102		

